

# Viking Raider Organizer

Compatible with Raiders of the North Sea

and following expansions: RotNS: Fields of Fame  
RotNS: Hall of Heroes  
and promo packs.

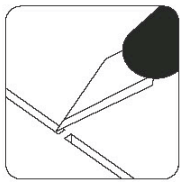
This product is not licensed, designed to fit the **Collector's Box** and is up for change at any time in the future.




## Assembly Guide



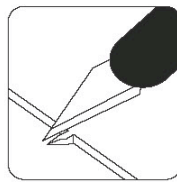
**LASEROX**



Use an exacto knife to cut the bits connecting the parts to the frame.




Remove the parts from the frame with a rotating motion along the axis formed by the bits you just cut.

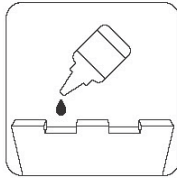


Use the exacto knife to remove any of the remaining connection bits.


Use **wood glue** for assembly. Always dry fit the parts first to make sure the components are correct ones. If you encounter any issues, please contact us at [info@laserox.net](mailto:info@laserox.net) or our Facebook page at [facebook.com/laseroxinserts](https://facebook.com/laseroxinserts).



Always dry-fit the parts to together without any glue to make sure you are assembling the correct parts.



Use a drop of glue along the joints and hold it in place until the glue has sufficiently dried.

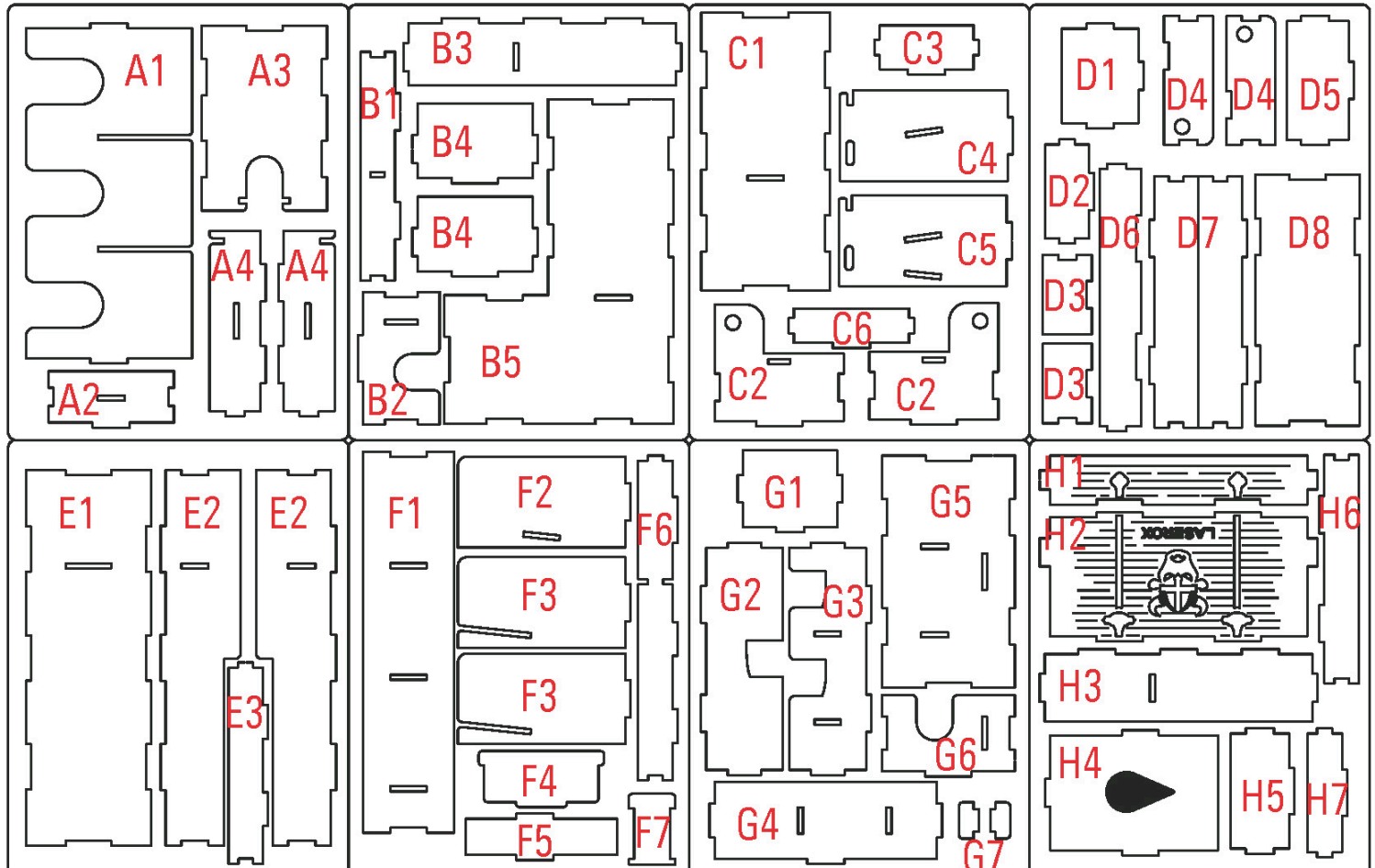


Press the parts together or use a hobby hammer with slight force for assembly.



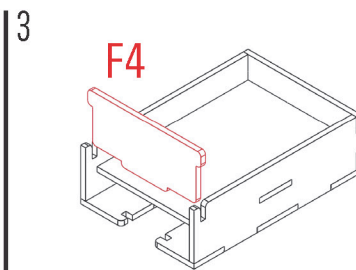
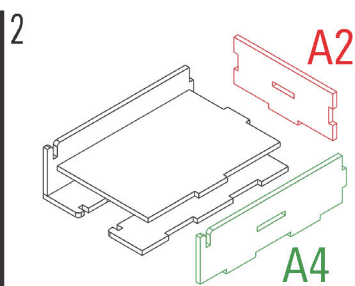
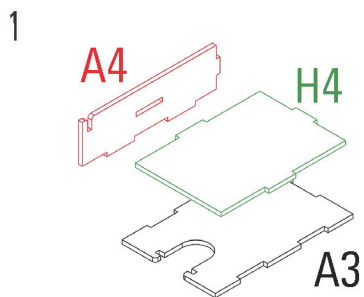
**WARNING** Choking hazard!  
Not for children under 14 years.

## Part numbers



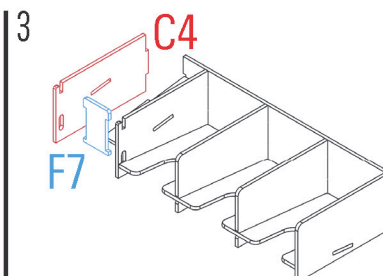
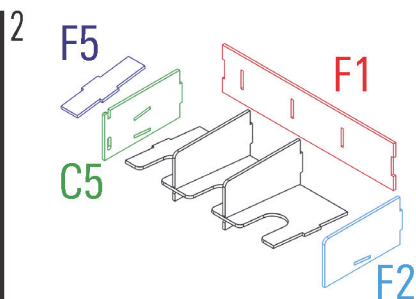
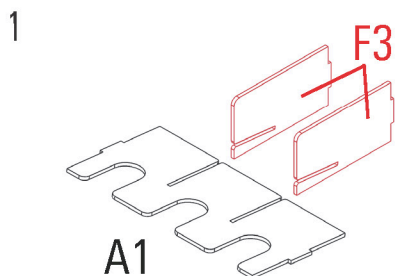
+2 PAIR OF RIVETS

## Blood tray



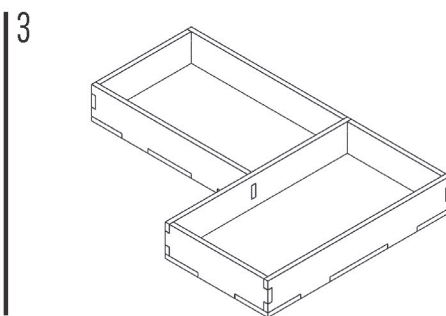
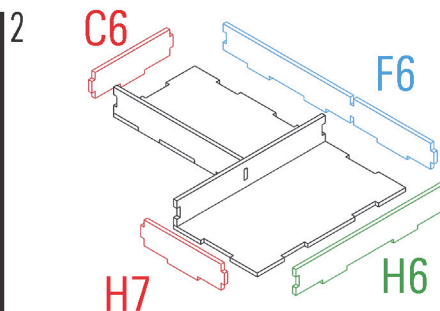
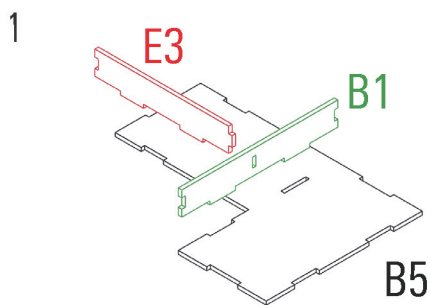
Required parts: **A2,A3,A4x2,H4**

## Cardholder



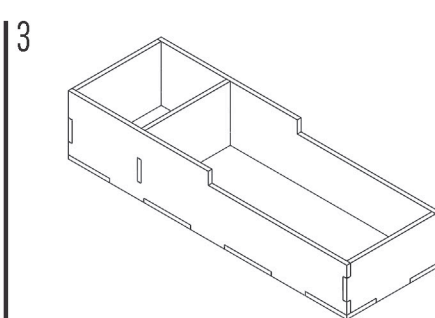
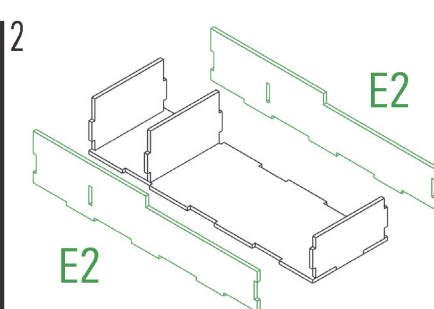
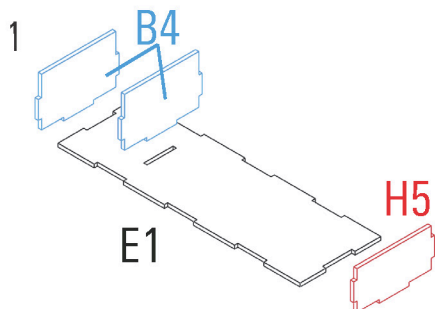
Required parts: **A1,C4,C5,F1,F2,F3x2,F5,F7**

## Player parts



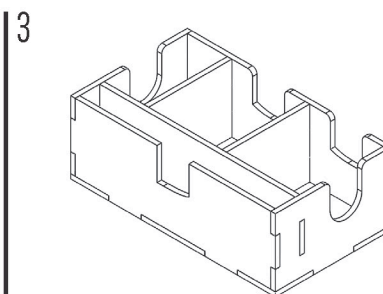
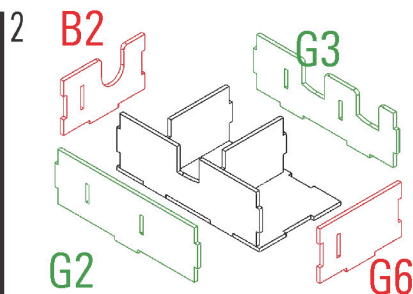
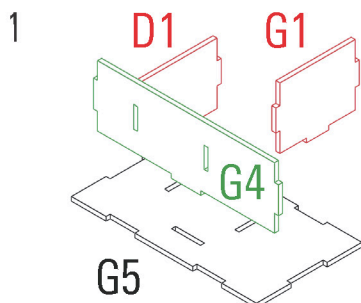
Required parts: **B1,B5,C6,E3,F6,H6,H7**

## Resource tray



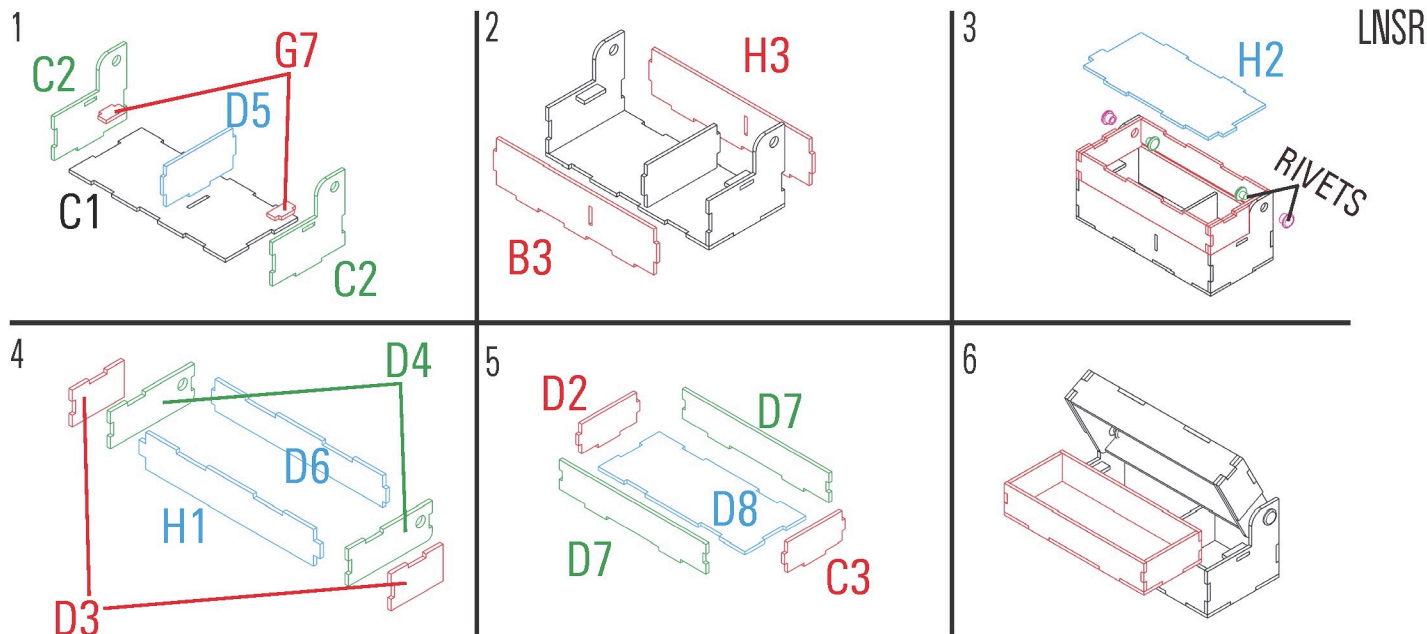
Required parts: **B4x2,E1,E2x2,H5**

## Tile tray



Required parts: **B2,D1,G1,G2,G3,G4,G5,G6**

# Treasury box

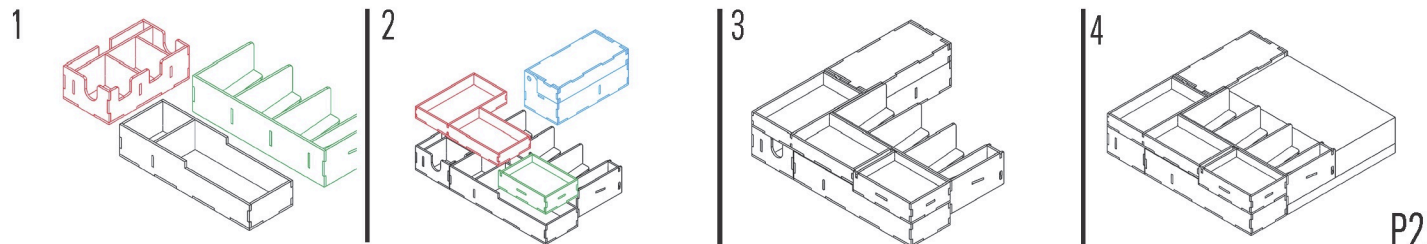


Required parts: **B3,C1,C2x2,C3,D2,D3x2,D4x2,D5,D6,D7x2,D8,G7x2,H1,H2,H3,RIVETS**

# Assembly



**LASEROX**



Laserox Design Ltd.  
H-2092 Budakeszi  
Tiefenweg way 39



P2



**Viking Explorer Organizer**

**Viking Shipwright's Organizer**

