

# King's Organizer

LKOT

Compatible with King of Tokyo® & King of New York®


and following expansions: KoT/NY: Monster Pack - Cybertooth  
KoT/NY: Monster Pack - Anubis  
KoT/NY: Monster Pack - Cthulhu  
KoT/NY: Monster Pack - King Kong  
KoNY: Power Up!  
KoT: Halloween

This product is not licensed and is up for change at any time in the future.




**LASEROX**


## Assembly Guide



Use an exacto knife to cut the bits connecting the parts to the frame.




Remove the parts from the frame with a rotating motion along the axis formed by the bits you just cut.




Use the exacto knife to remove any of the remaining connection bits.


Use **wood glue** for assembly. Always dry fit the parts first to make sure the components are correct ones. If you encounter any issues, please contact us at [info@laserox.net](mailto:info@laserox.net) or our Facebook page at [facebook.com/laseroxinserts](https://facebook.com/laseroxinserts).



Always dry-fit the parts to together without any glue to make sure you are assembling the correct parts.



Use a drop of glue along the joints and hold it in place until the glue has sufficiently dried.



Press the parts together or use a hobby hammer with slight force for assembly.

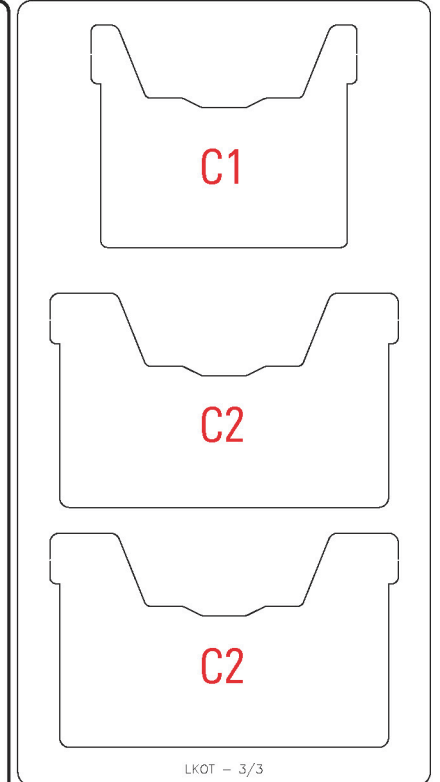
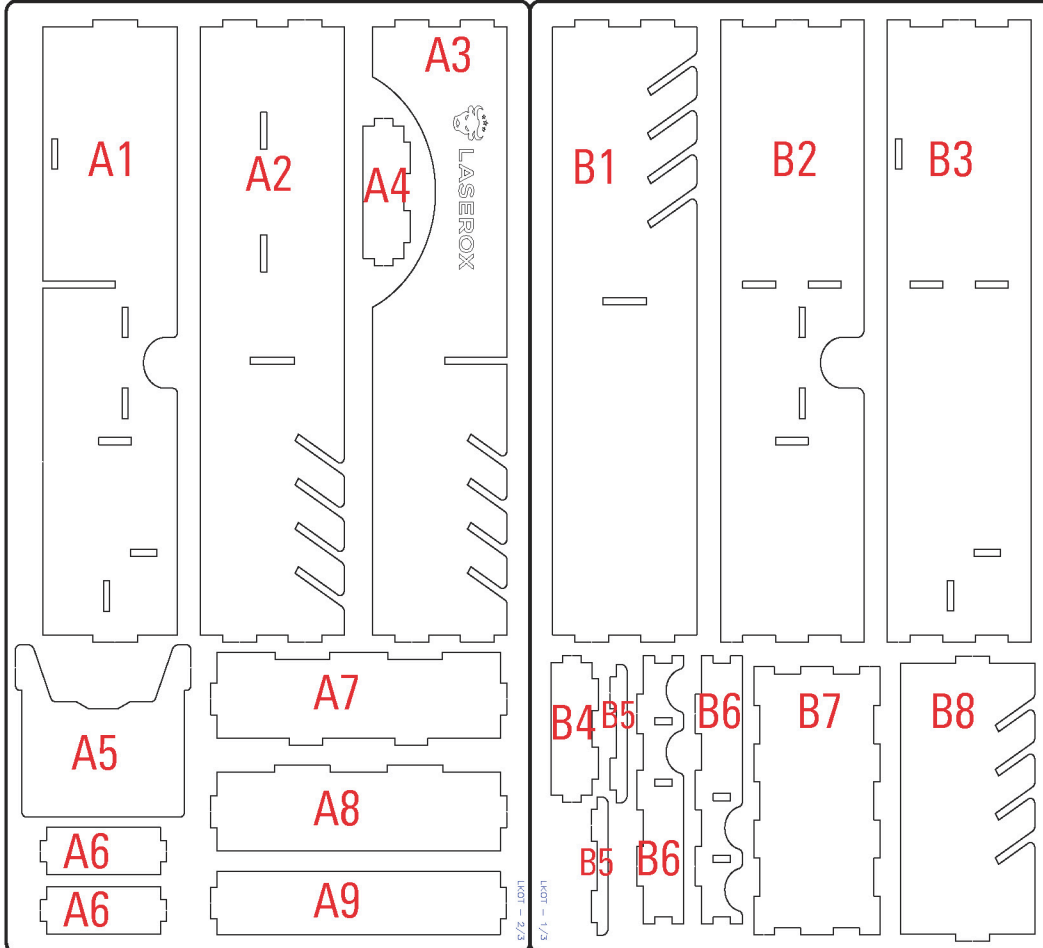


5 999567 861474

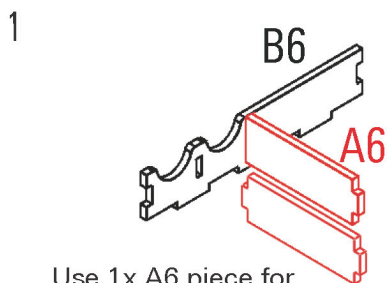


**WARNING** Choking hazard!  
Not for children under 14 years.

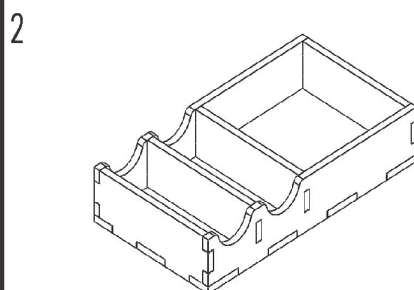
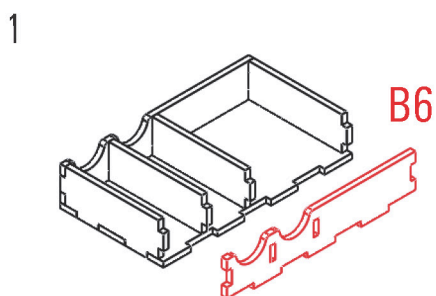
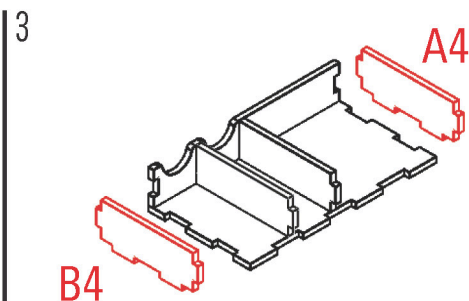
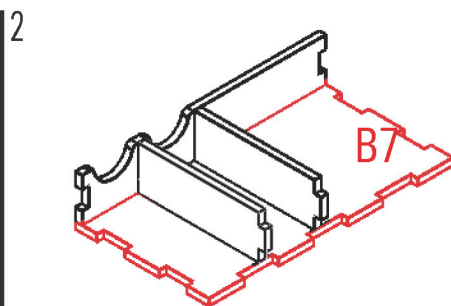
## Part numbers



# Token tray

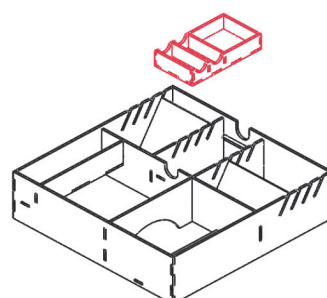
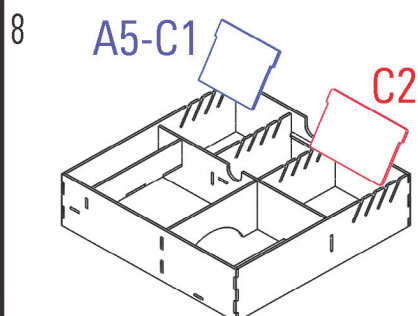
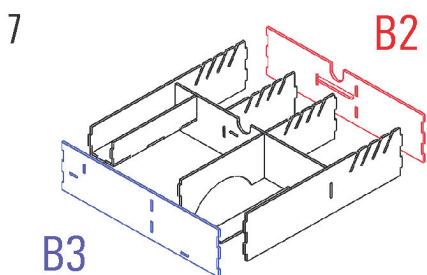
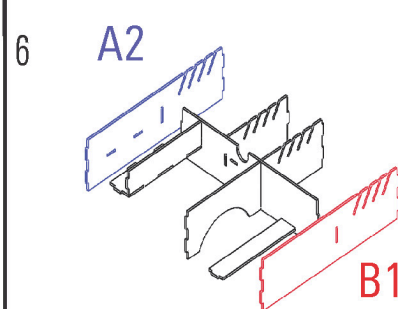
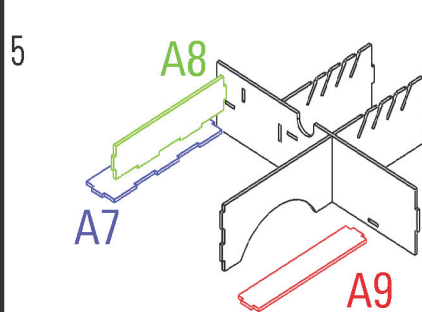
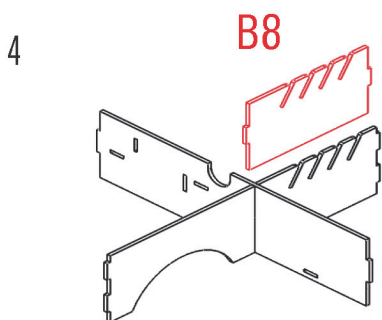
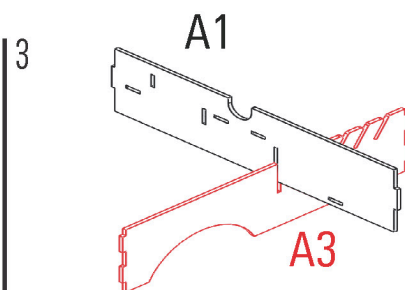
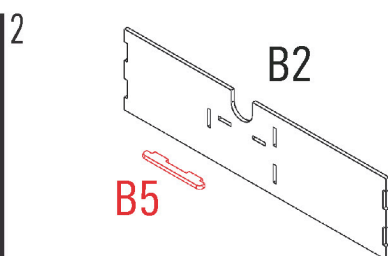
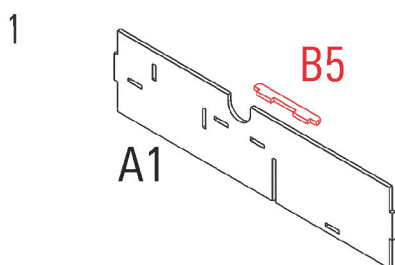


Use 1x A6 piece for King of Tokyo and 2x for King of New York



Required parts: **A6x2, A4, B4, B6x2, B7**

# Organizer



Required parts: **A1, A2, A3, A5, A7, A8, A9, B1, B2, B3, B8, C1, C2x2**



**LASEROX**



Laserox Design Ltd.  
H-2092 Budakeszi  
Tiefenweg way 39

