

King's Double Organizer

LKOTD

Compatible with King of Tokyo® & King of New York®


and following expansions: KoT/NY: Monster Pack - Cybertooth
KoT/NY: Monster Pack - Anubis
KoT/NY: Monster Pack - Cthulhu
KoT/NY: Monster Pack - King Kong
KoNY: Power Up!
KoT: Halloween

This product is not licensed and is up for change at any time in the future.




LASEROX


Assembly Guide




Use an exacto knife to cut the bits connecting the parts to the frame.




Remove the parts from the frame with a rotating motion along the axis formed by the bits you just cut.




Use the exacto knife to remove any of the remaining connection bits.



Always dry-fit the parts to together without any glue to make sure you are assembling the correct parts.



Use a drop of glue along the joints and hold it in place until the glue has sufficiently dried.



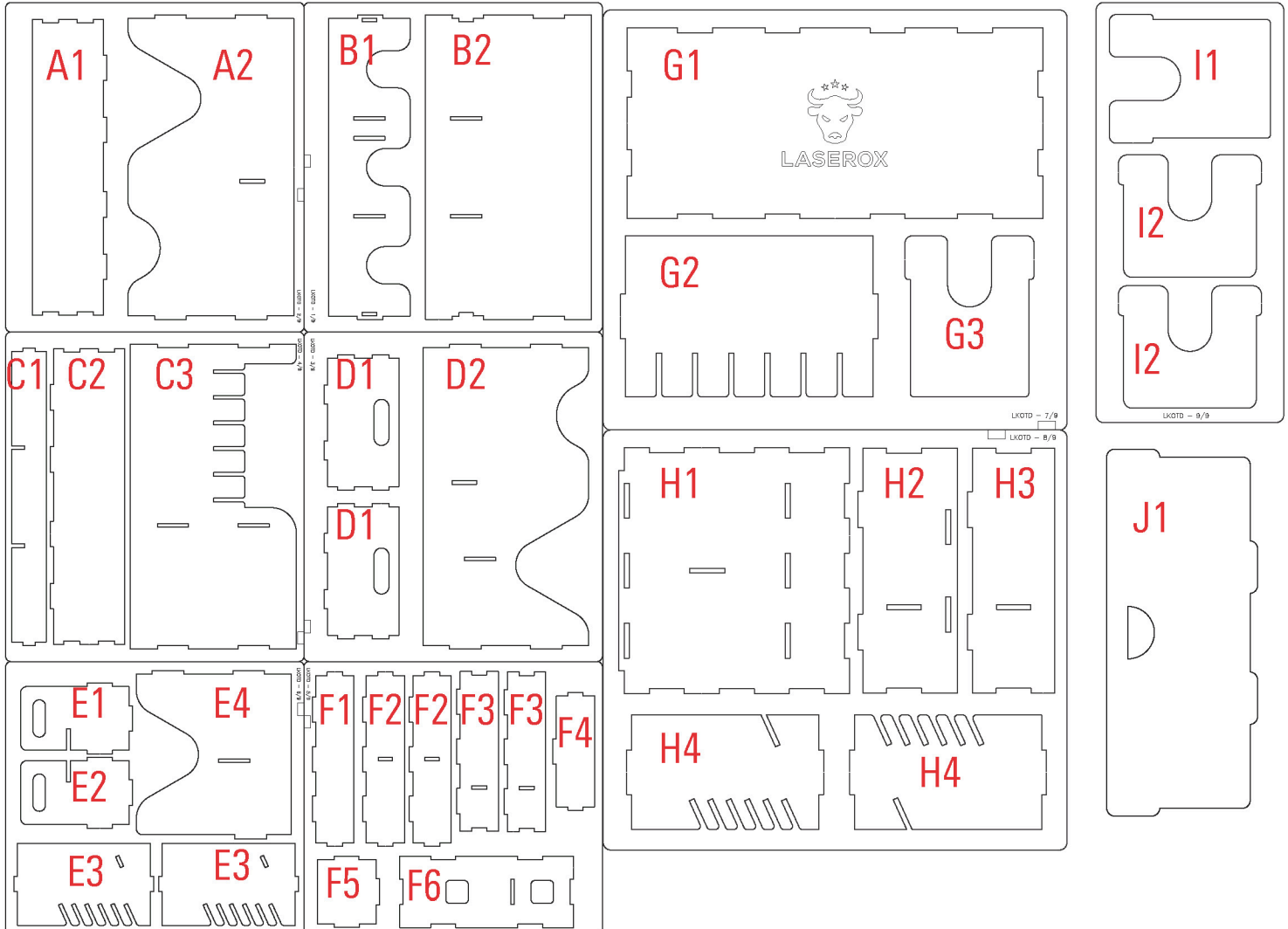
Press the parts together or use a hobby hammer with slight force for assembly.

Use **wood glue** for assembly. Always dry fit the parts first to make sure the components are correct ones. If you encounter any issues, please contact us at info@laserox.net or our Facebook page at facebook.com/laseroxinserts.

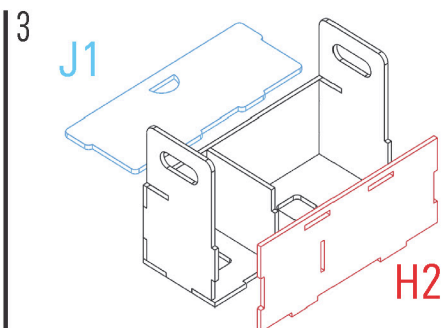
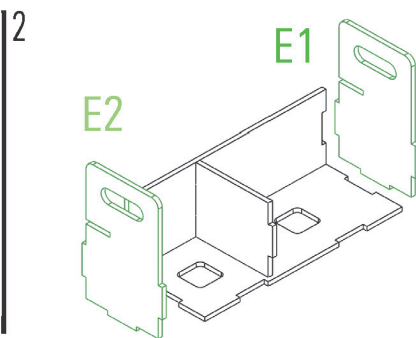
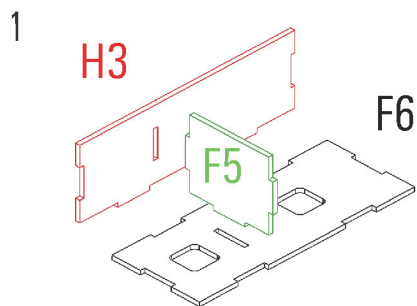


WARNING Choking hazard!
Not for children under 14 years.

Part numbers

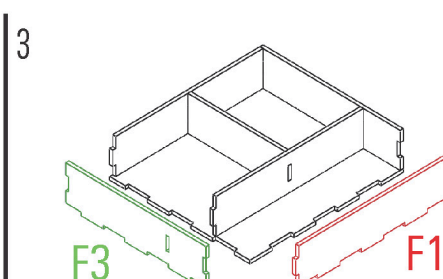
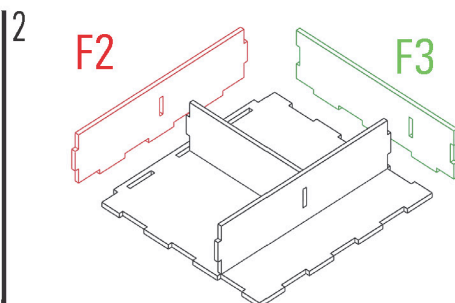
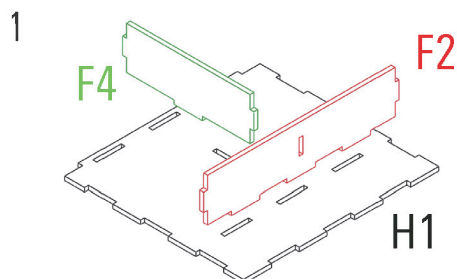


Dice tray



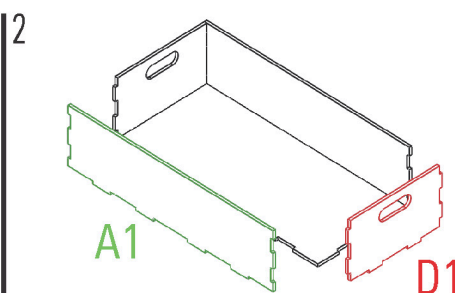
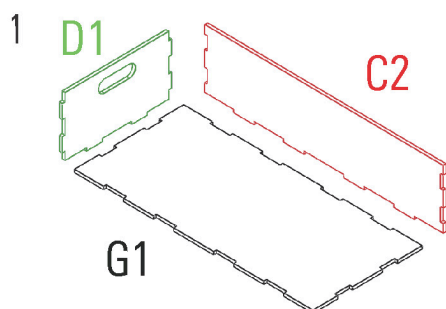
Required parts: **E1,F5,F6,H2,H3,J1**

Token box



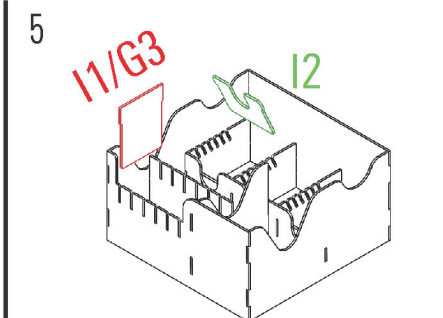
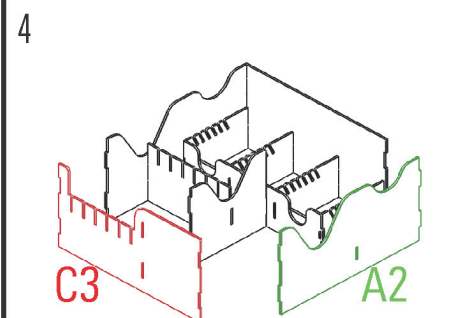
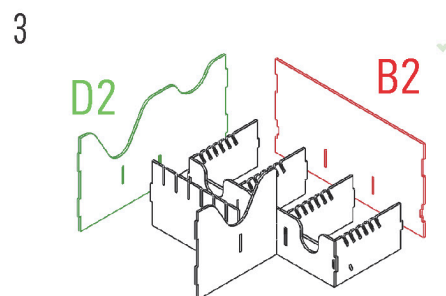
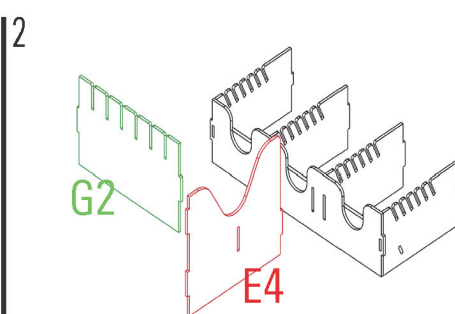
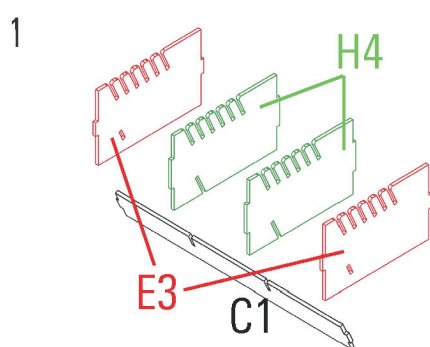
Required parts: **F1,F2x2, F3x2,F4,H1**

Monsters



Required parts: **A1,C2,D1x2,G1**

Organizer



Required parts: **A2,B2,C1,C3,D2,E3x2,E4,H4x2,G2,I1,I2x2,G3**

Assembly

