

# Arle's Organizer


LFOA

Compatible with Fields of Arle  
and following expansions: Fields of Arle:  
Tea & Trade and various promos.


This product is not licensed and is up for change at any time in the future.




## Assembly Guide

**LASEROX**

Use an exacto knife to cut the bits connecting the parts to the frame.




Remove the parts from the frame with a rotating motion along the axis formed by the bits you just cut.




Use the exacto knife to remove any of the remaining connection bits.


Use **wood glue** for assembly. Always dry fit the parts first to make sure the components are correct ones. If you encounter any issues, please contact us at [info@laserox.net](mailto:info@laserox.net) or our Facebook page at [facebook.com/laseroxinserts](https://facebook.com/laseroxinserts).



Always dry-fit the parts to together without any glue to make sure you are assembling the correct parts.



Use a drop of glue along the joints and hold it in place until the glue has sufficiently dried.

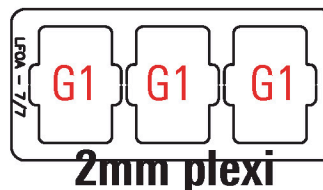
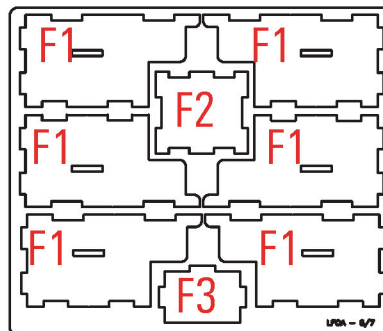
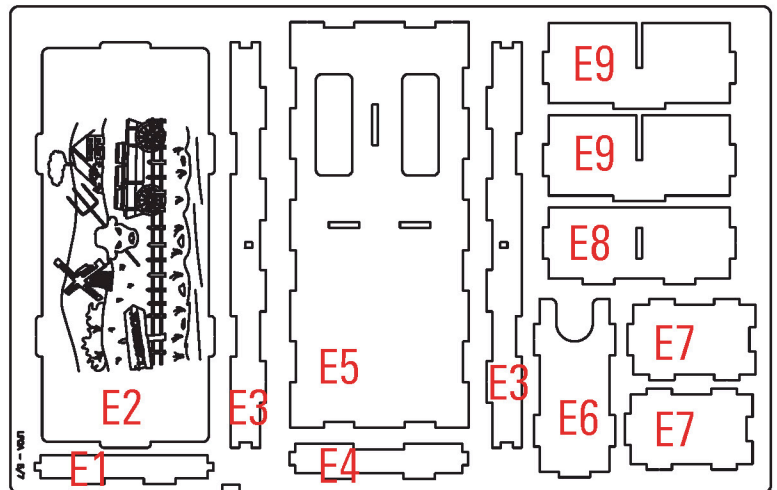
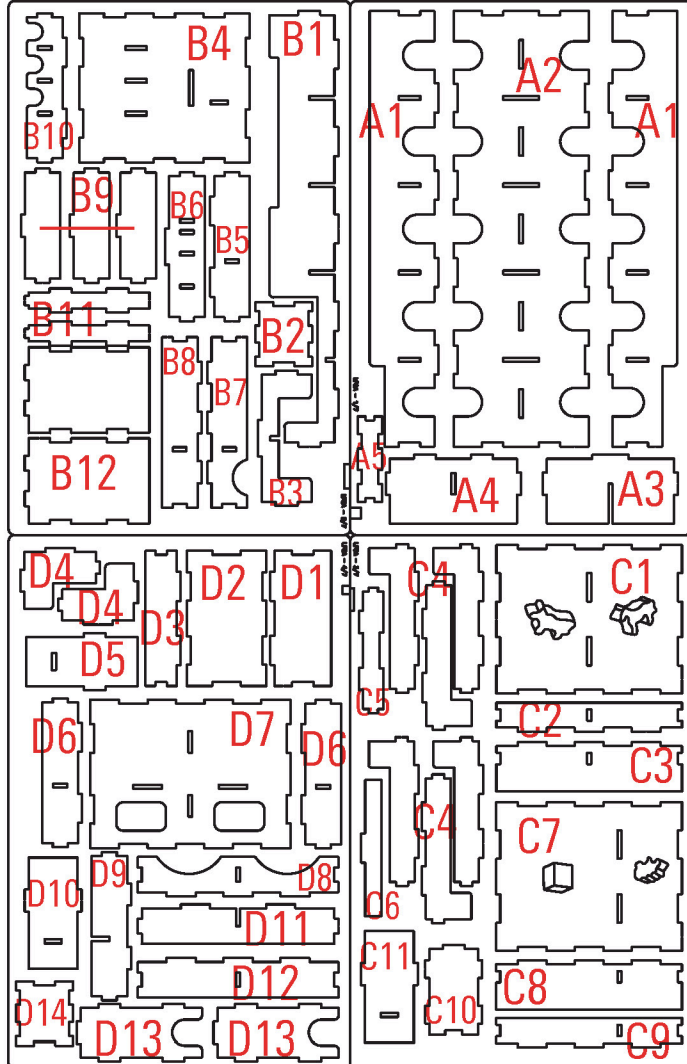


Press the parts together or use a hobby hammer with slight force for assembly.

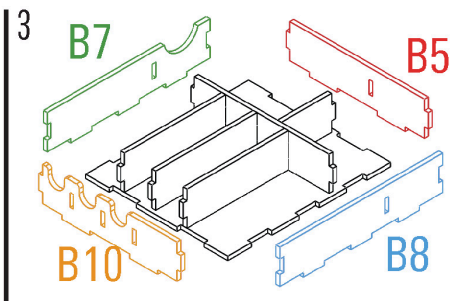
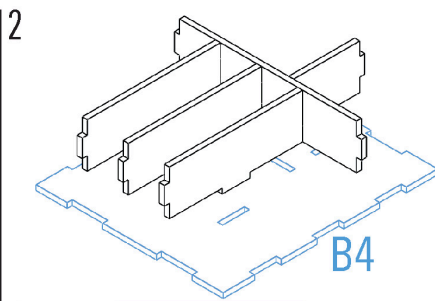
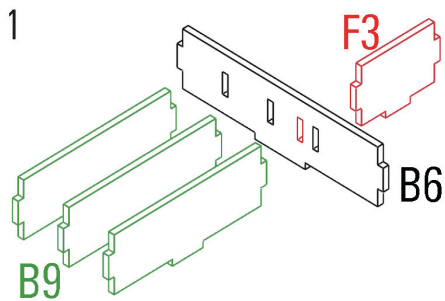


**WARNING** Choking hazard!  
Not for children under 14 years.

## Part numbers

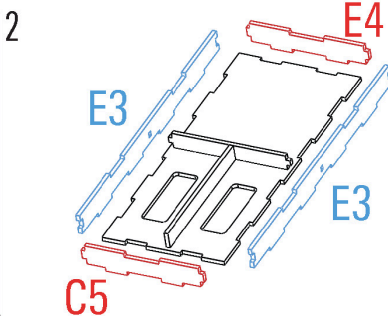
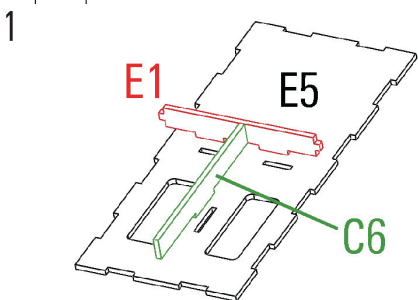


## Animal tray



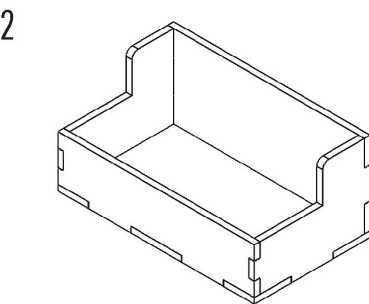
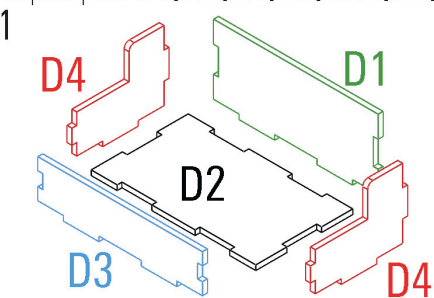
Required parts: **B4,B5,B6,B7,B8,B9x3,B10,F3**

## Boat tiles



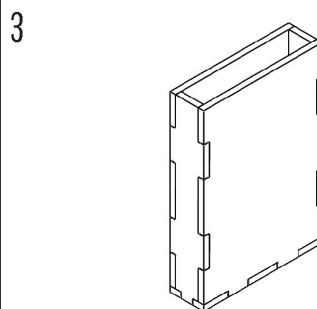
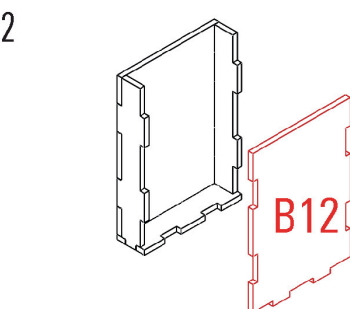
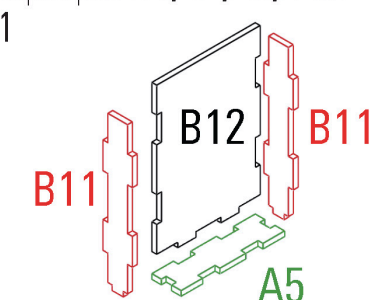
Required parts: **C5,C6,E1,E2,E3x2,E4,E5**

## Bonus tiles



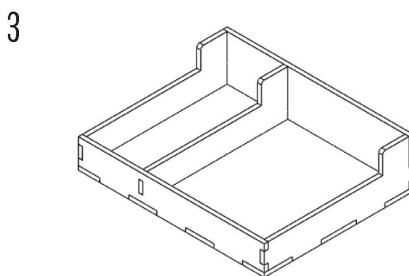
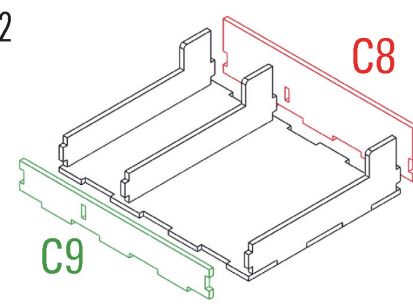
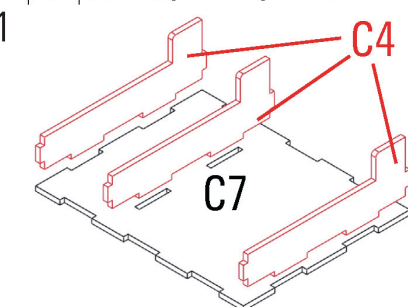
Required parts: **D1,D2,D3,D4x2**

## Extra tray



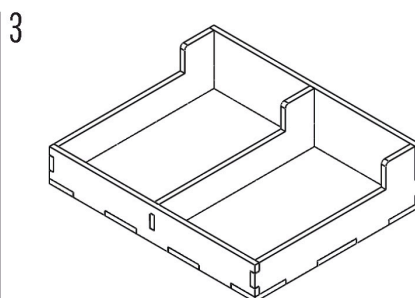
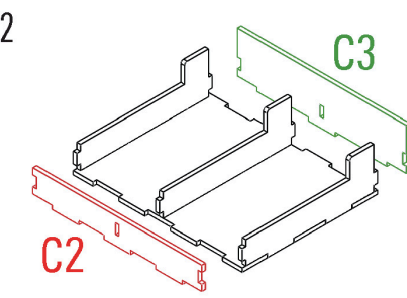
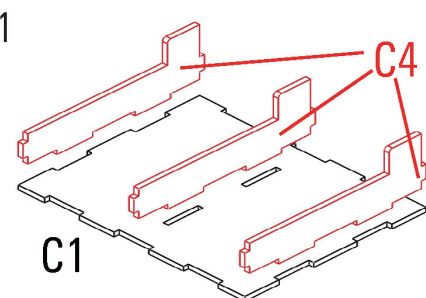
Required parts: **A5,B11x2,B12x2**

## Half tray 1



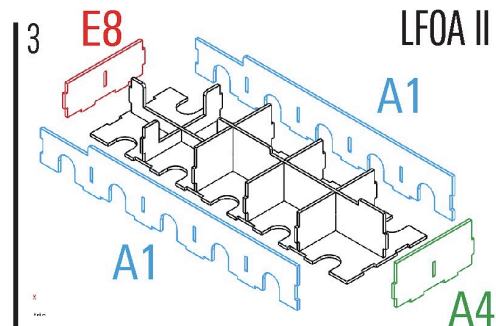
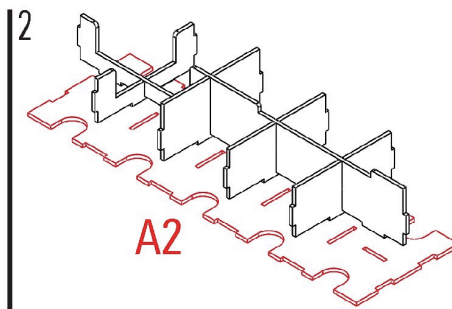
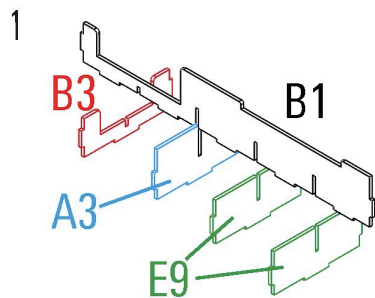
Required parts: **C4x3,C7,C8,C9**

## Half tray 2



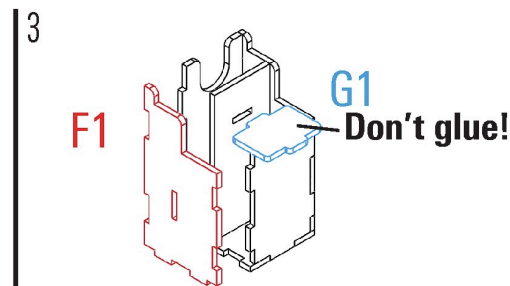
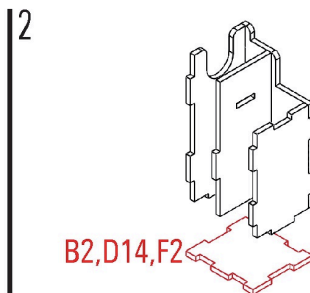
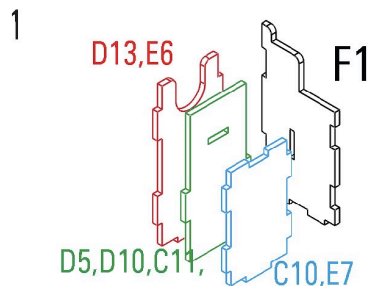
Required parts: **C1,C2,C3,C4x3**

## Tile tray



Required parts: **A1**x2,**A2**,**A3**,**A4**,**B1**,**B3**,**E8**,**E9**x2

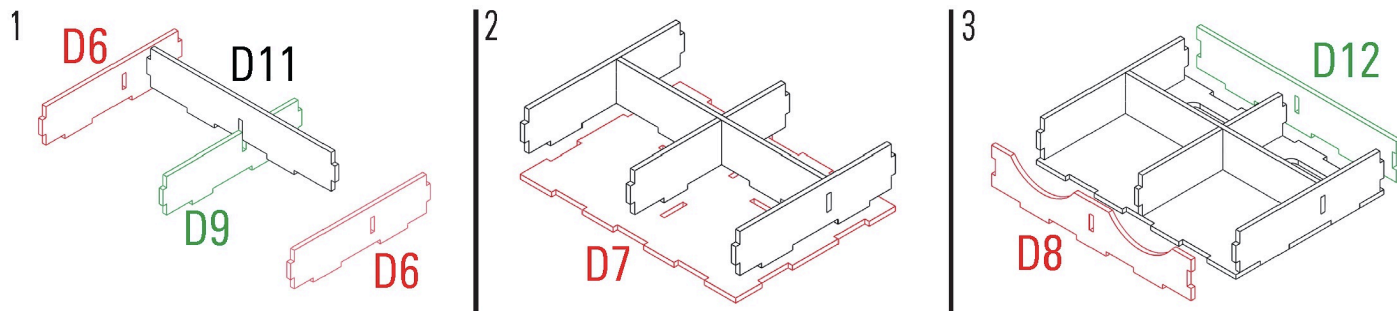
## Player parts



Required parts: **B2**,**C10**,**C11**,**D5**,**D10**,**D13**x2,**D14**,**E2**,**E6**,**E7**x2,**F1**x6,**G1**x3

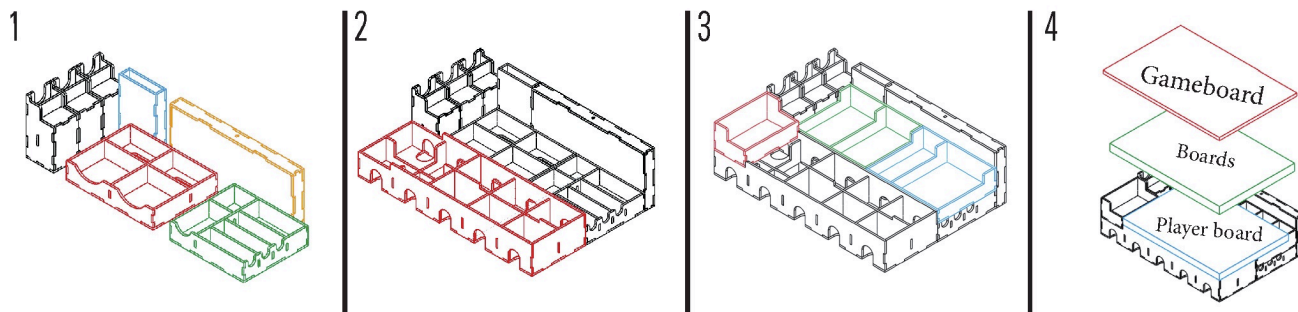
**Assemble 3x**

## Animal 2



Required parts: **D6x2,D7,D8,D9,D11**

## Assembly



**LASEROX**



Laserox Design Ltd.  
H-2092 Budakeszi  
Tiefenweg way 39

