

# Dune Imperium Organizer

LDNI

## Compatible with Dune: Imperium, Rise of Ix, Immortality

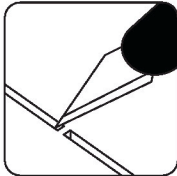
This box organizer is compatible with Dune: Imperium,  
Dune: Imperium: Rise of Ix, and Dune: Imperium: Immortality.  
This product is not licensed, and is up for change at any time in the future.




## Assembly Guide




Watch our beginners  
guide videos on  
youtube.  
Just scan the  
QR code and get  
started!



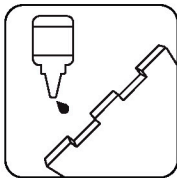
Use an exacto  
knife to cut the  
bits connecting  
the parts to the  
frame.




Remove the parts  
from the frame  
with a rotating  
motion along the  
axis formed by the  
bits you just cut.



Use the exacto  
knife to remove  
any of the  
remaining  
connection bits.



Most joints are  
press-fit, but  
some joints  
might require a  
drop of glue to  
ensure a strong  
bond.



Press the parts  
together or use  
a hobby hammer  
with slight force  
for assembly.



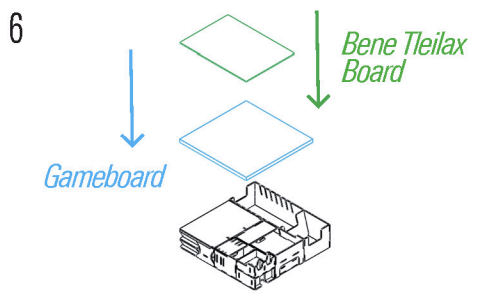
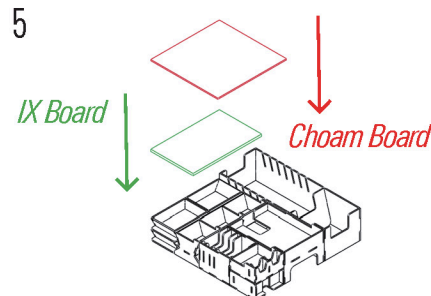
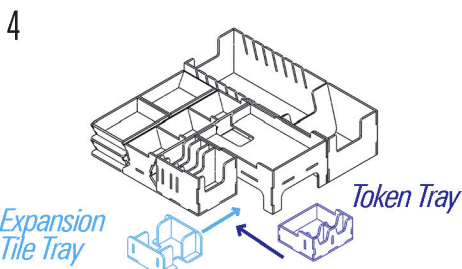
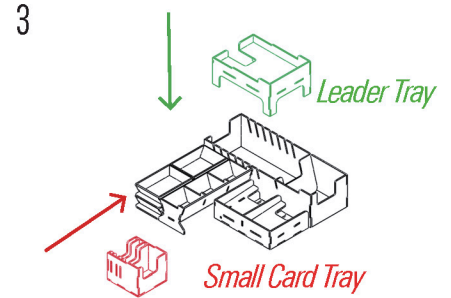
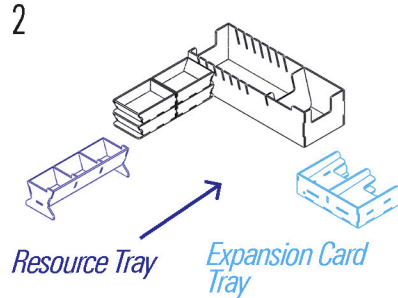
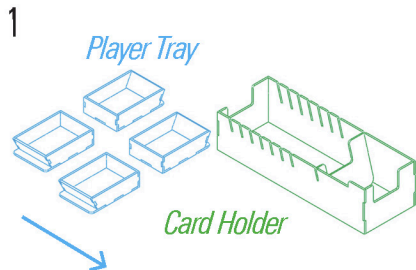
### LASEROX

Use **wood glue** for assembly.  
If you encounter any issues,  
please contact us at  
[info@laserox.net](mailto:info@laserox.net)



**WARNING:** Not a toy. Not suitable  
for children under 14 years of age.

## Box Assembly



### Share your creation!

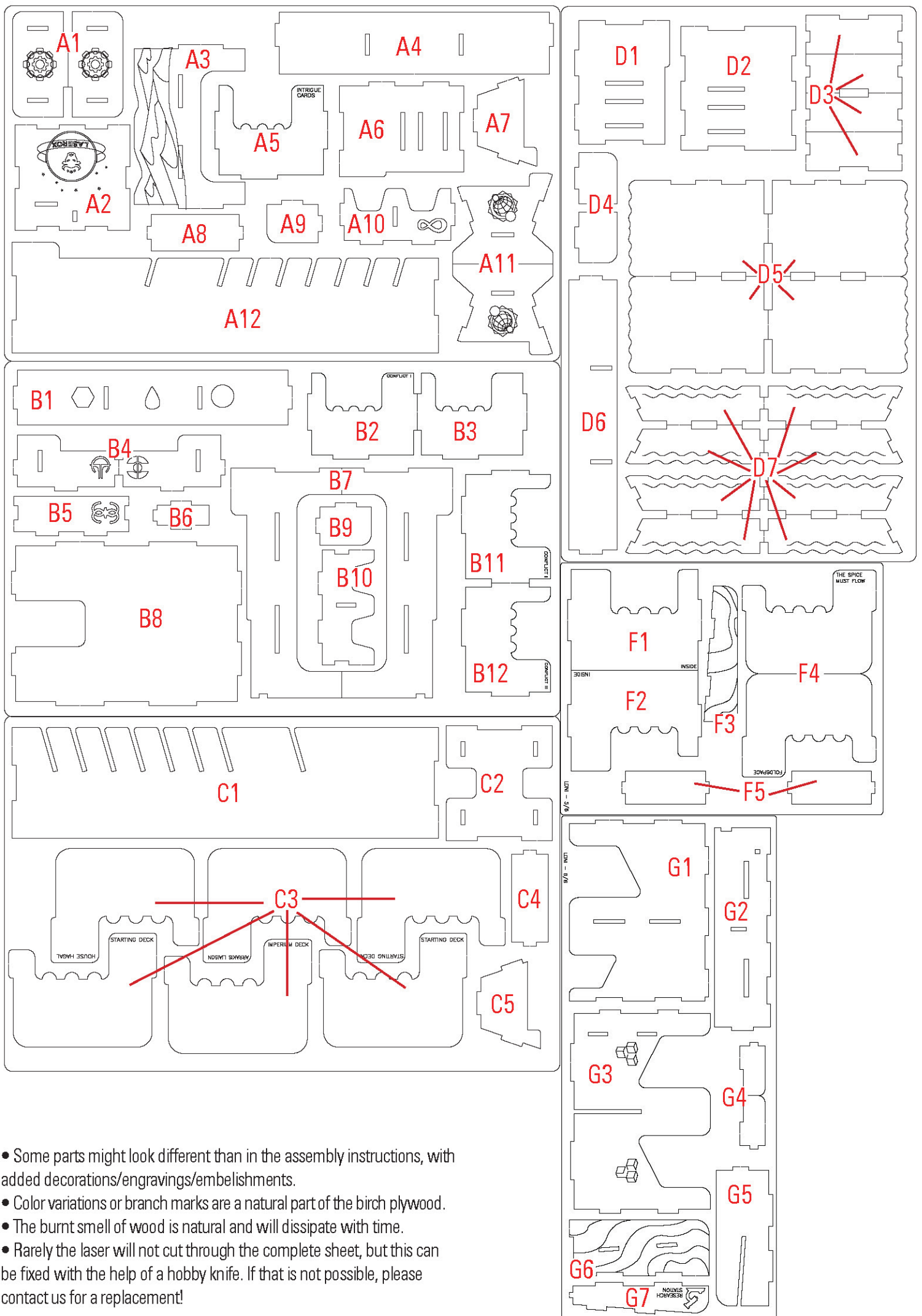


[#laseroxinserts](https://www.instagram.com/laseroxinserts)

Watch our  
"How it fits"  
video and get your  
game organized!

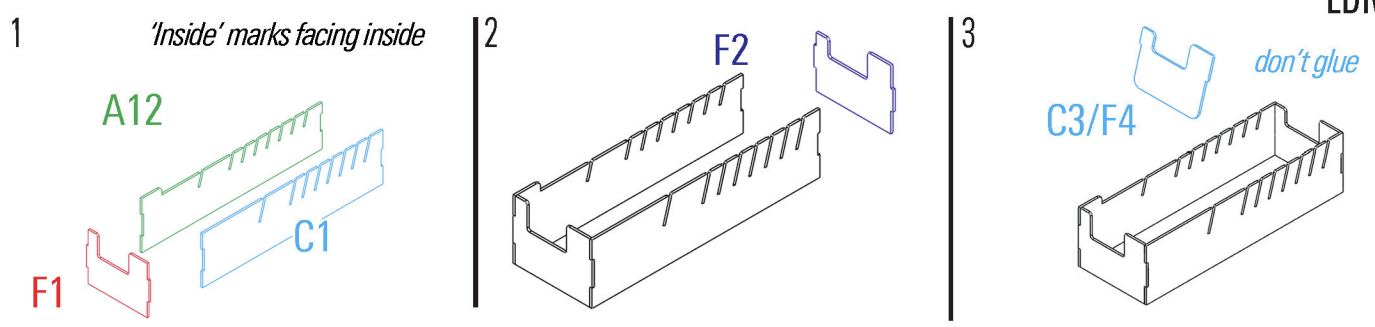


<http://tiny.cc/lsrcdimp>



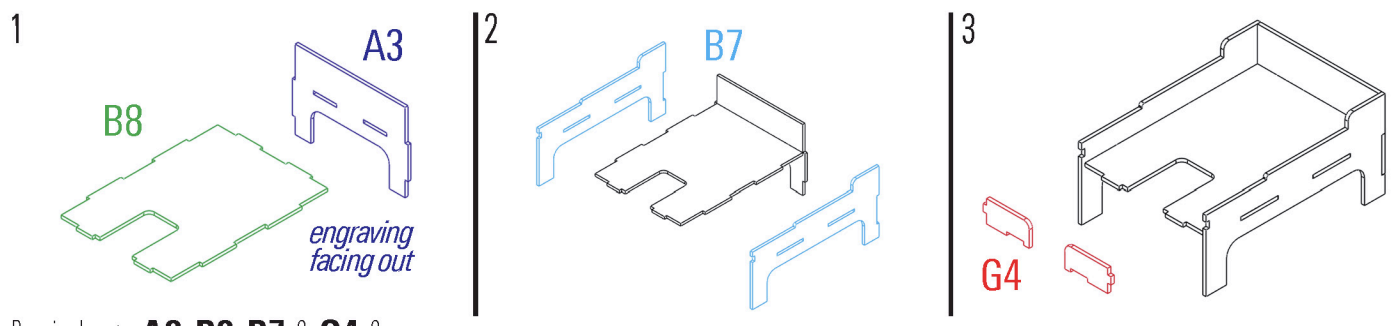
- Some parts might look different than in the assembly instructions, with added decorations/engravings/embellishments.
- Color variations or branch marks are a natural part of the birch plywood.
- The burnt smell of wood is natural and will dissipate with time.
- Rarely the laser will not cut through the complete sheet, but this can be fixed with the help of a hobby knife. If that is not possible, please contact us for a replacement!

# Card Holder



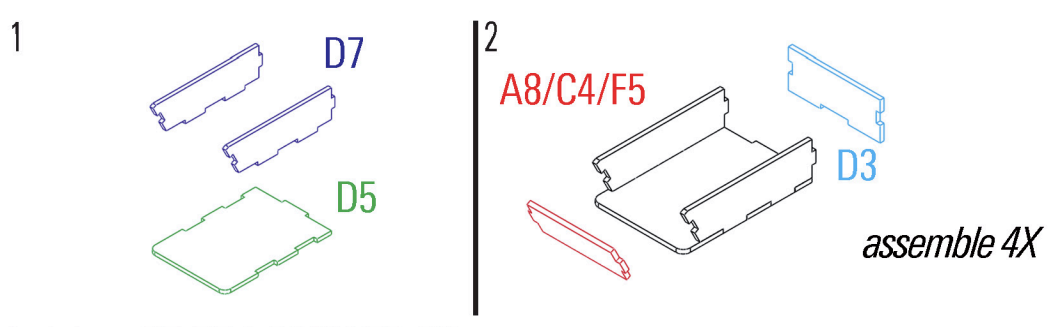
Required parts: **A12, F1, C1, F2, C3x6, F4x2**

# Leader Tray



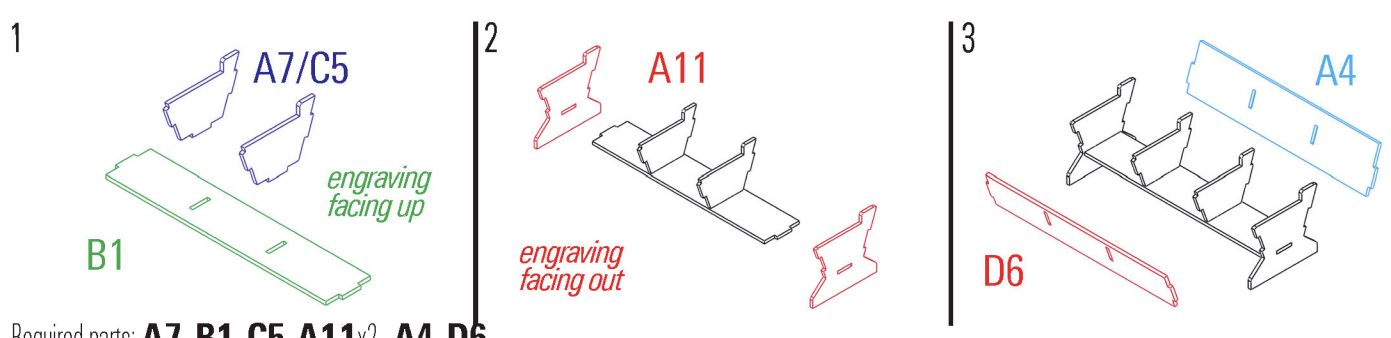
Required parts: **A3, B8, B7x2, G4x2**

# Player Tray



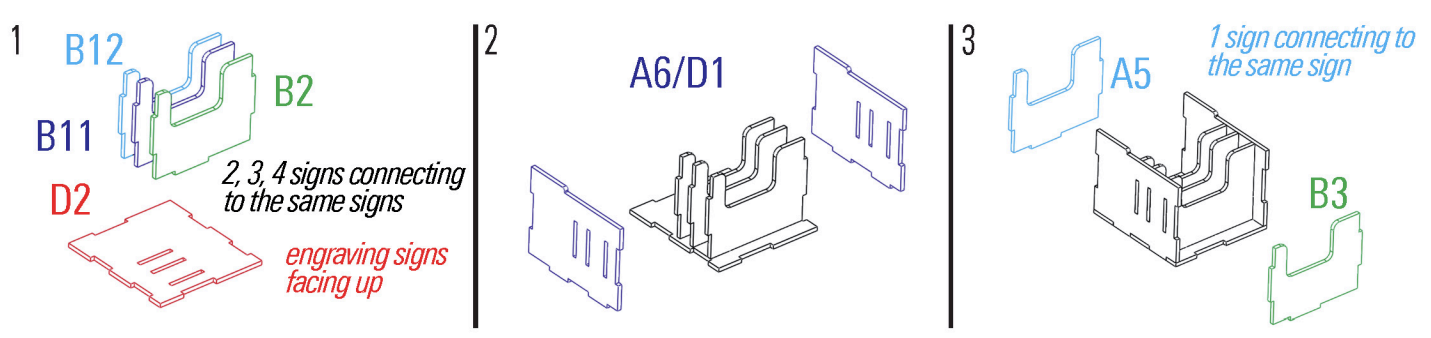
Required parts: **D5, D7x2, A8/C4/F5, D3**

# Resource Tray



Required parts: **A7, B1, C5, A11x2, A4, D6**

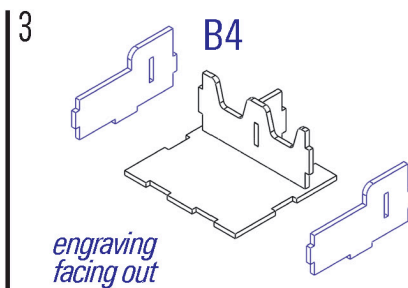
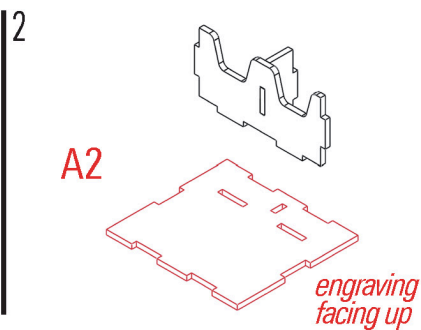
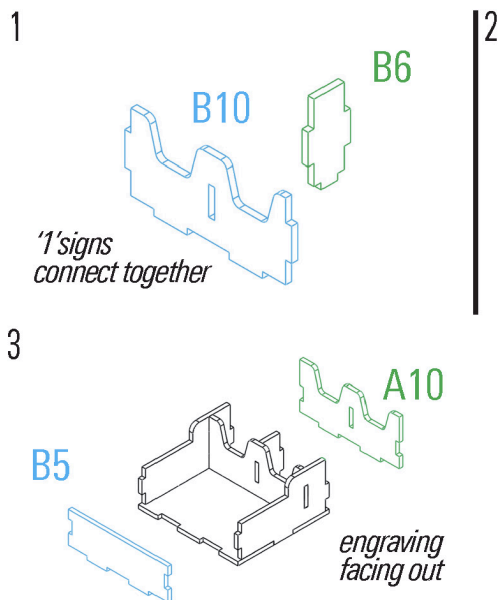
# Small Card Tray



Required parts: **B2, B11, B12, D2, A6, D1, A5, B3**

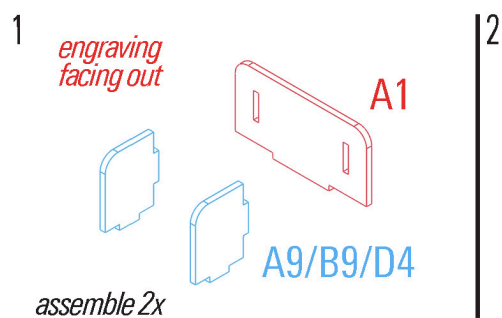


## Token Holder



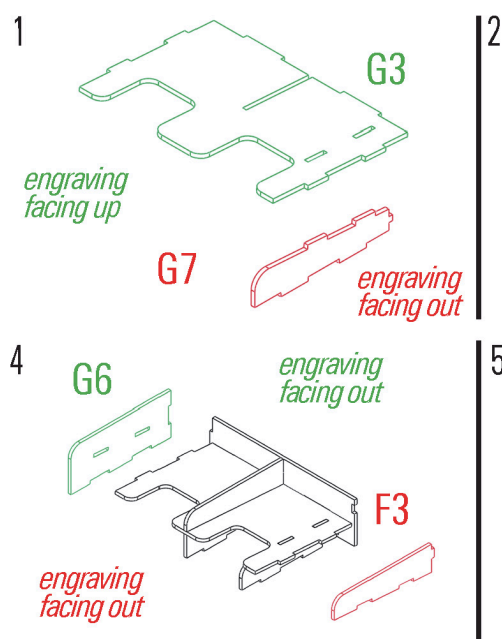
Required parts: **B6, B10, A2, B4x2, A10, B5**

## Expansion Tile Tray



Required parts: **A9, B9, D4x2, A1x2, C2**

## Expansion Card Tray



Required parts: **G3, G7, G5, G2, F3, G6, G1**

