

# Aeon's Organizer

## Compatible with Aeon's End (FR)

and following expansions: AE: The Depths  
 AE: War Eternal - Promo pack  
 AE: Tabletop Day 2017 Promos -  
 Drown in Flames/Glyph Enigma  
 AE: The nameless

This product is not licensed, and is up for change at any time in the future.




LASEF  
 French version


## Assembly Guide




LASEROX




Use an exacto knife to cut the bits connecting the parts to the frame.



Remove the parts from the frame with a rotating motion along the axis formed by the bits you just cut.




Use the exacto knife to remove any of the remaining connection bits.



Always dry-fit the parts to together without any glue to make sure you are assembling the correct parts.



Use a drop of glue along the joints and hold it in place until the glue has sufficiently dried.



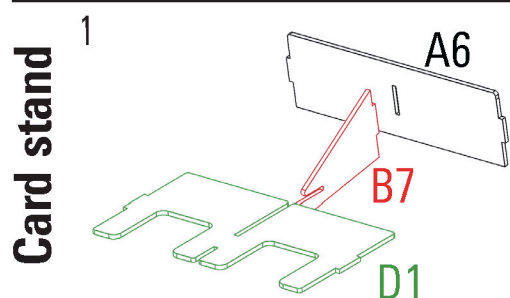
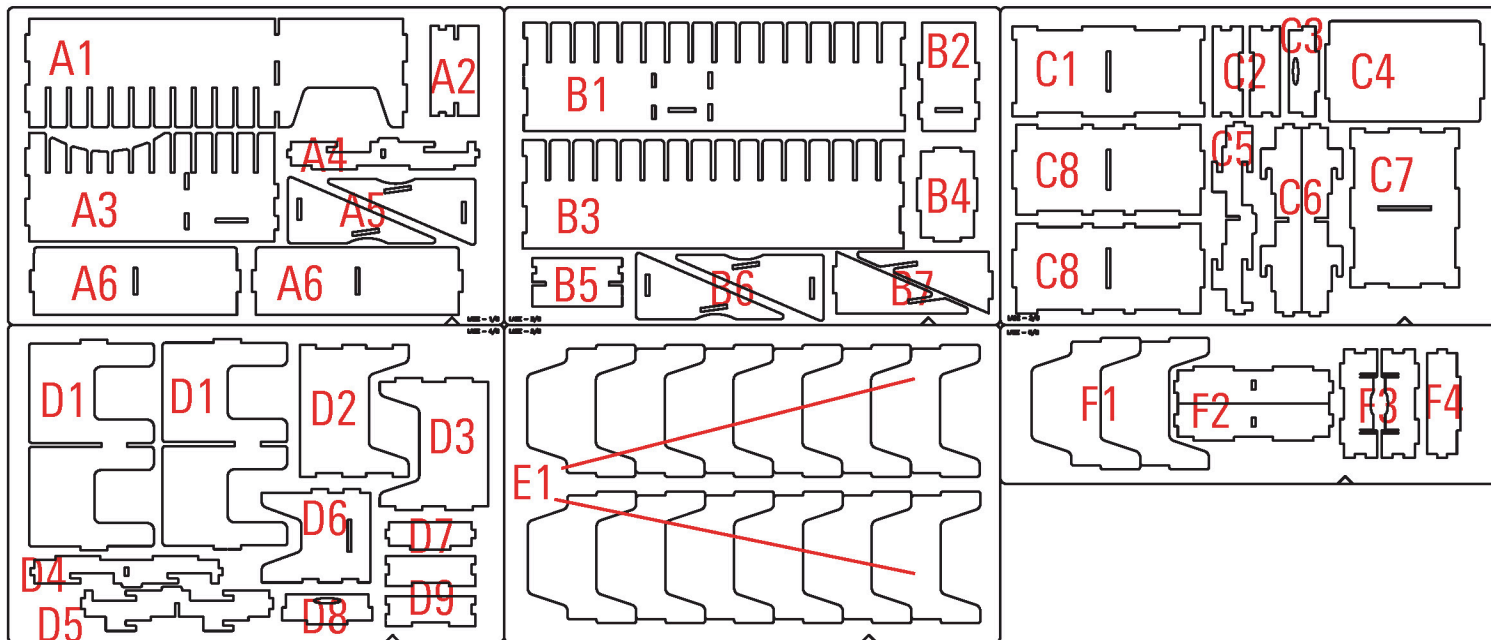
Press the parts together or use a hobby hammer with slight force for assembly.

Use **wood glue** for assembly. Always dry fit the parts first to make sure the components are correct ones. If you encounter any issues, please contact us at [info@laserox.net](mailto:info@laserox.net) or our Facebook page at [facebook.com/laseroxinserts](https://facebook.com/laseroxinserts).

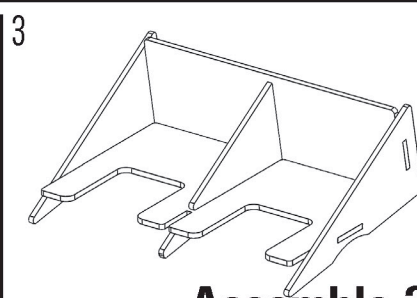
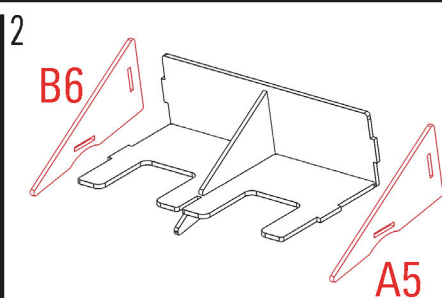


**WARNING** Choking hazard!  
 Not for children under 14 years.

## Part numbers



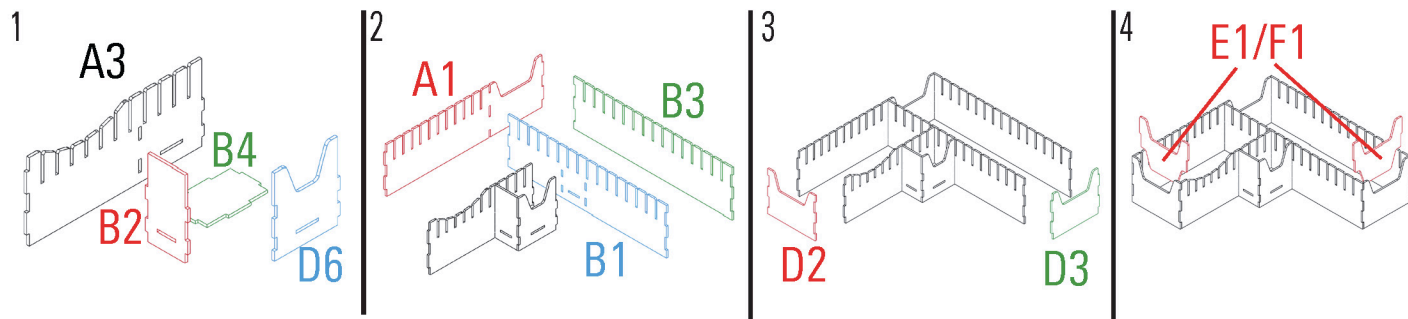
Card stand



Assemble 2x

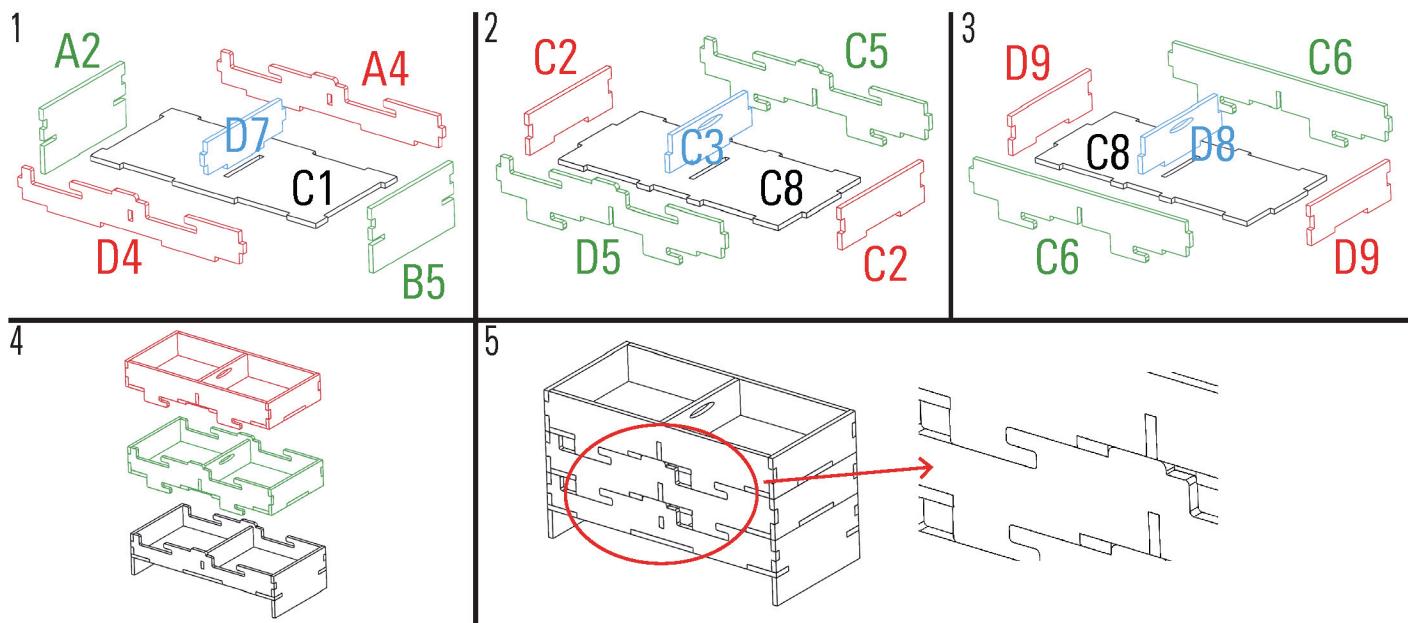
Required parts: A5x2, A6x2, B6x2, B7x2, D1x2

## Card holder



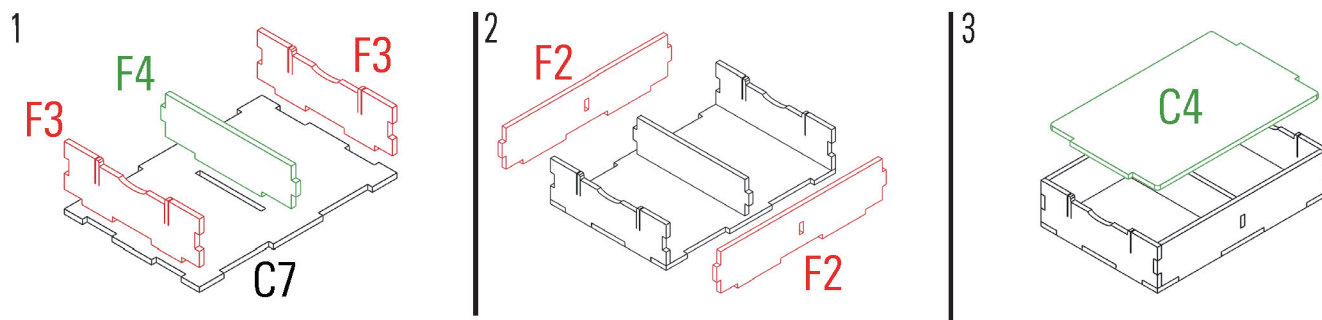
Required parts: **A1,A3,B1,B2,B3,B4,D2,D3,D6,E1x12,F1x2**

## Token holder



Required parts: **A2,A4,B5,C1,C2x2,C3,C5,C6x2,C8x2,D4,D5,D7,D8,D9x2,**

## Token tray



Required parts: **C4,C7,F2x2,F3x2,F4**

## Assembly

