

Ankh Crate

LANKC

Compatible with Ankh: Gods of Egypt
requires the Ankh Organizer to store the complete game


This box organizer is compatible with our Ankh organizer.
This product is not licensed and is up for change at any time in the future.




Assembly Guide




Watch our beginners guide videos on youtube. Just scan the QR code and get started!



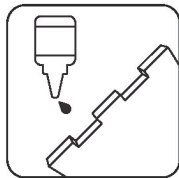
Use an exacto knife to cut the bits connecting the parts to the frame.




Remove the parts from the frame with a rotating motion along the axis formed by the bits you just cut.



Use the exacto knife to remove any of the remaining connection bits.



Most joints are press-fit, but some joints might require a drop of glue to ensure a strong bond.



Press the parts together or use a hobby hammer with slight force for assembly.



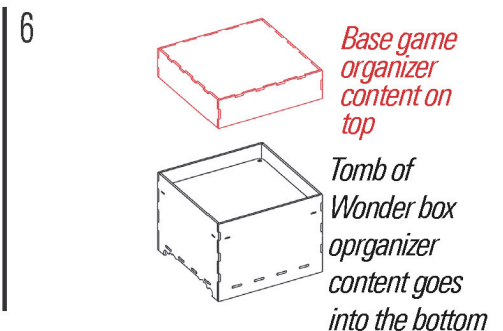
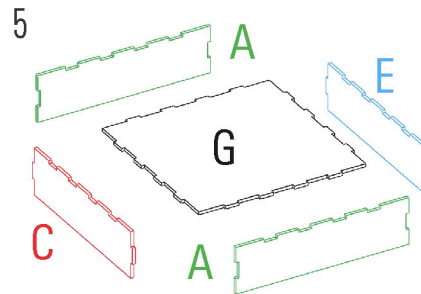
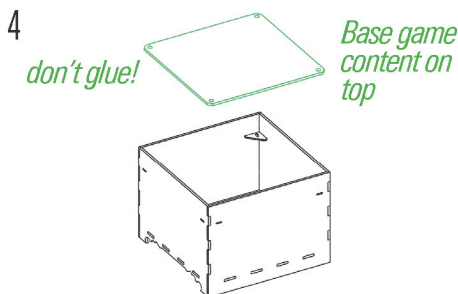
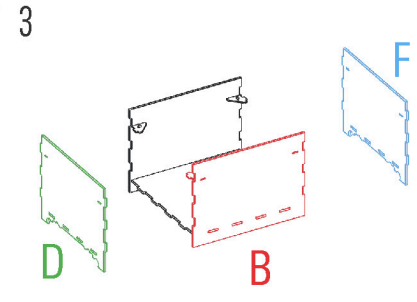
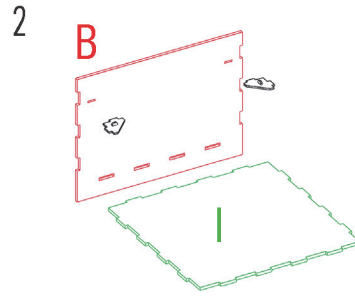
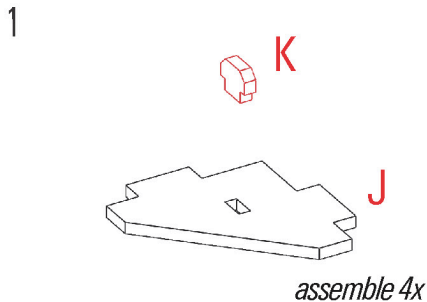
LASEROX

Use **wood glue** for assembly. If you encounter any issues, please contact us at info@laserox.net



WARNING: Not a toy. Not suitable for children under 14 years of age.

Box Assembly



Share your creation!



#laseroxinserts

- Some parts might look different than in the assembly instructions, with added decorations/engravings/embellishments.
- Color variations or branch marks are a natural part of the birch plywood.
- The burnt smell of wood is natural and will dissipate with time.
- Rarely the laser will not cut through the complete sheet, but this can be fixed with the help of a hobby knife. If that is not possible, please contact us for a replacement!

