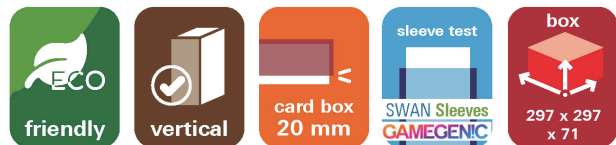


Arkham Organizer

LAHT

Compatible with Arkham Horror (3ed)
and the following expansions: Secrets of the Order, Recursive
Echoes, Under Dark Waves, Dead of Night

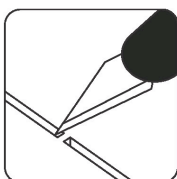
This box organizer is compatible with Arkham Horror 3rd ed. and requires 2 game boxes.
This product is not licensed, and is up for change at any time in the future.




Assembly Guide




Watch our beginners
guide videos on
youtube.
Just scan the
QR code and get
started!



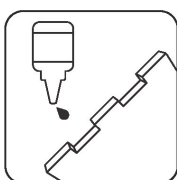
Use an exacto
knife to cut the
bits connecting
the parts to the
frame.




Remove the parts
from the frame
with a rotating
motion along the
axis formed by the
bits you just cut.



Use the exacto
knife to remove
any of the
remaining
connection bits.



Most joints are
press-fit, but
some joints
might require a
drop of glue to
ensure a strong
bond.



Press the parts
together or use
a hobby hammer
with slight force
for assembly.



LASEROX

Use **wood glue** for assembly.
If you encounter any issues,
please contact us at
info@laserox.net

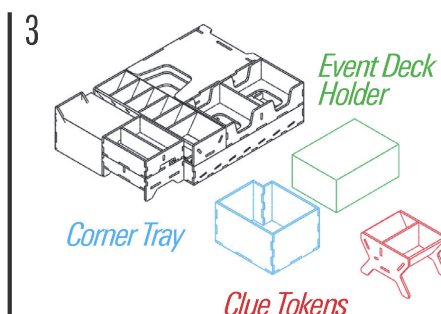
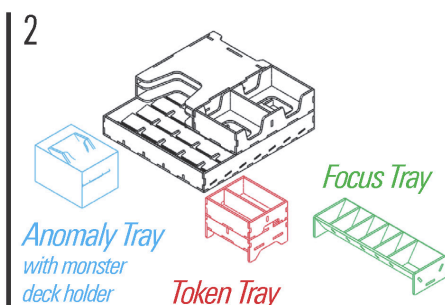
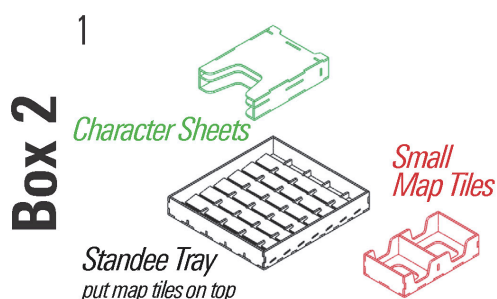
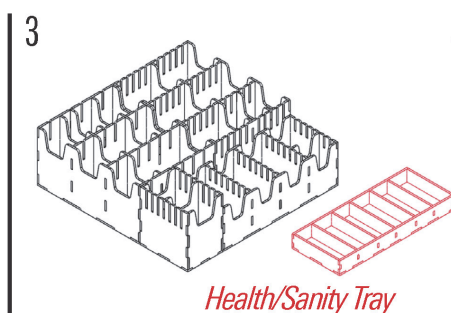
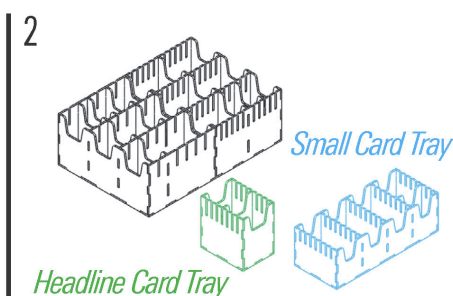
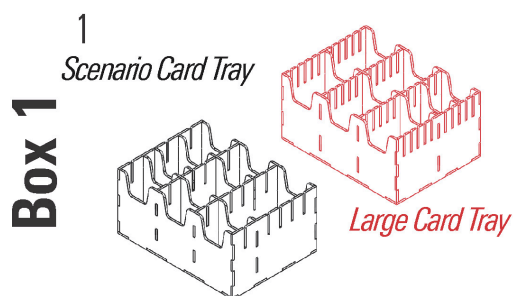


5 999567 862983



WARNING: Not a toy. Not suitable
for children under 14 years of age.

Box Assembly



Share your creation!

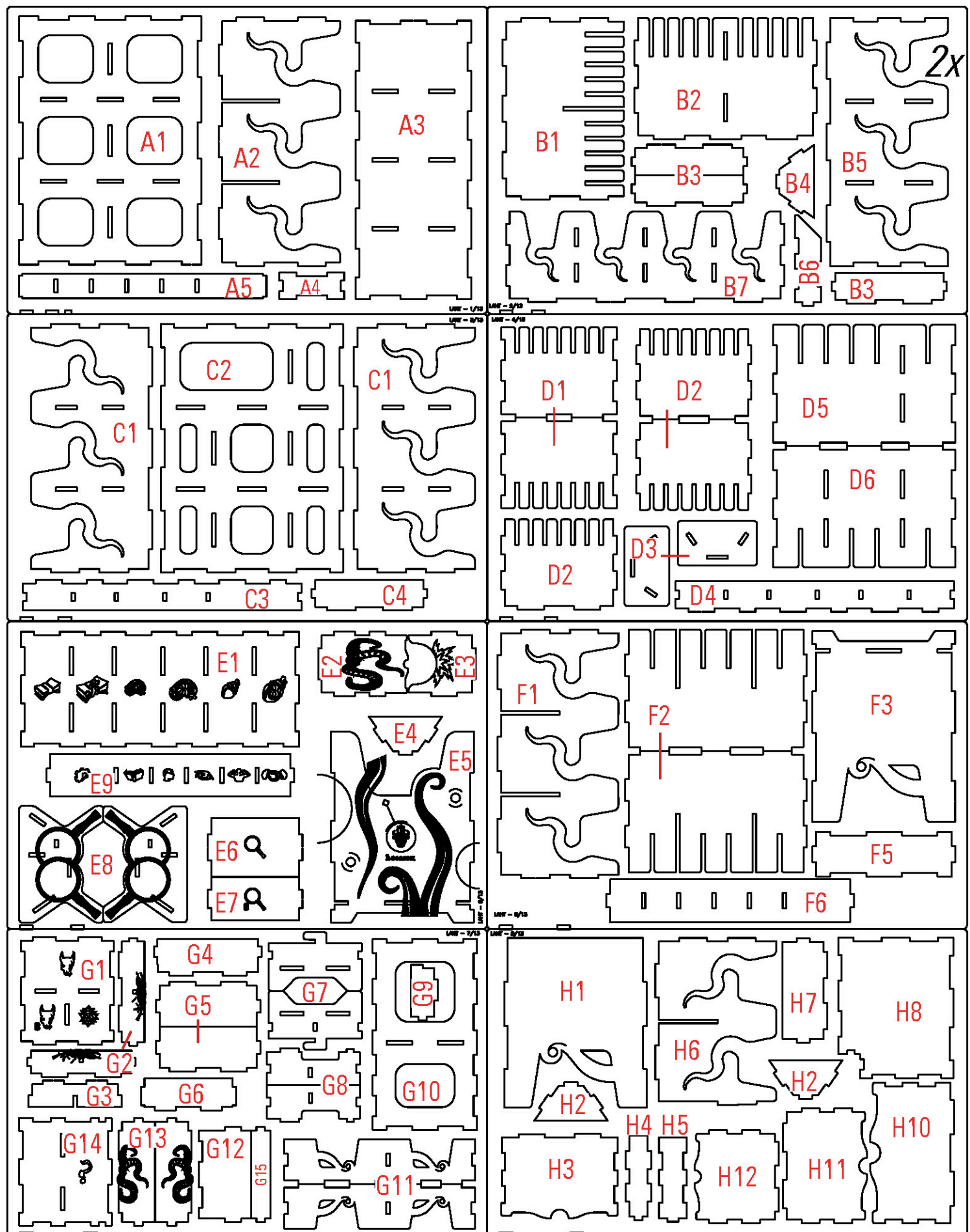


#laseroxinserts

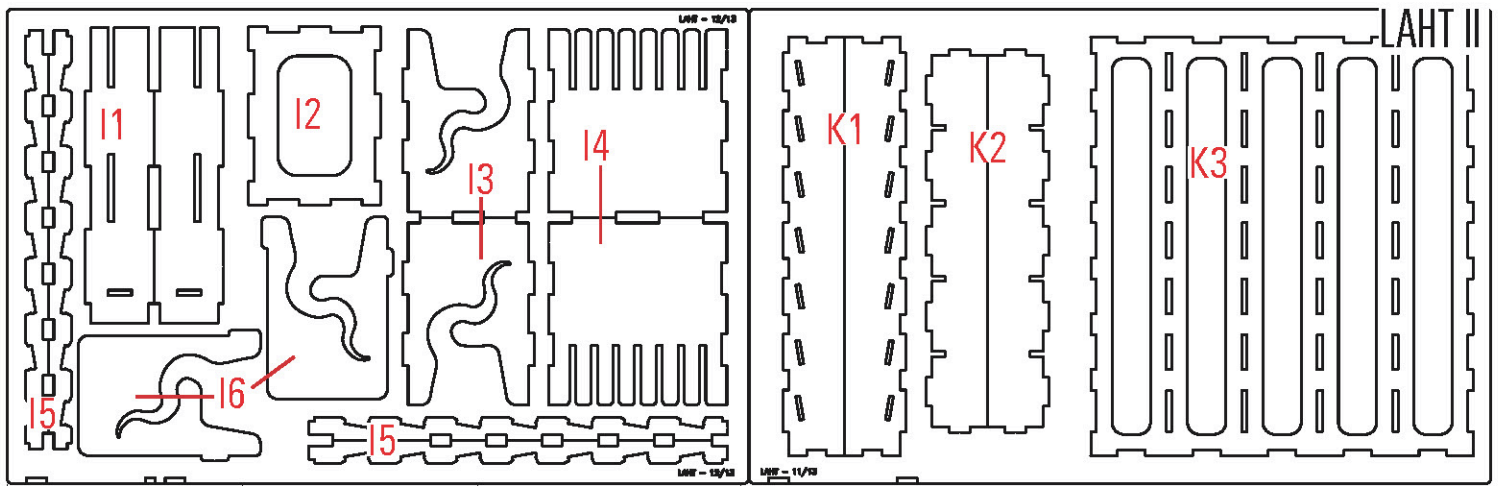
Watch our
"How it fits"
video and get your
game organized!



<http://tiny.cc/lsrcxah3>

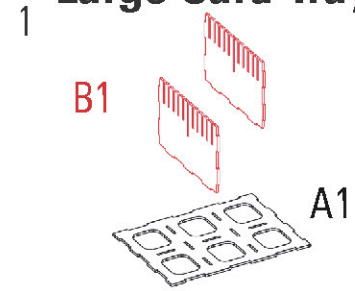


- Some parts might look different than in the assembly instructions, with added decorations/engravings/embellishments.
- Color variations or branch marks are a natural part of the birch plywood.
- The burnt smell of wood is natural and will dissipate with time.
- Rarely the laser will not cut through the complete sheet, but this can be fixed with the help of a hobby knife. If that is not possible, please contact us for a replacement!

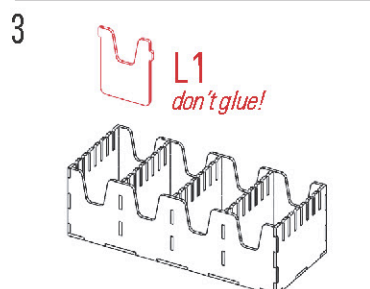
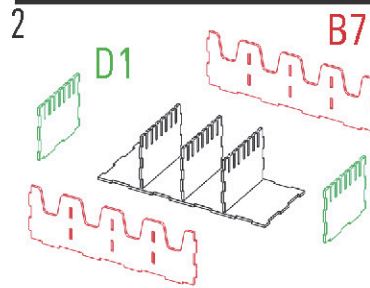
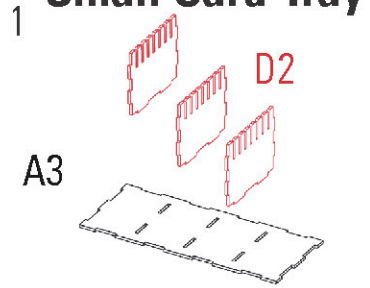


Box 1

Large Card Tray

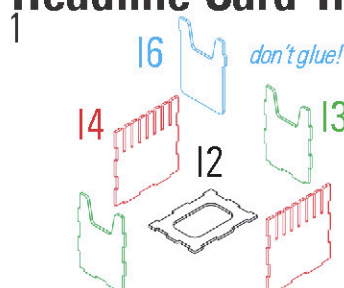


Small Card Tray



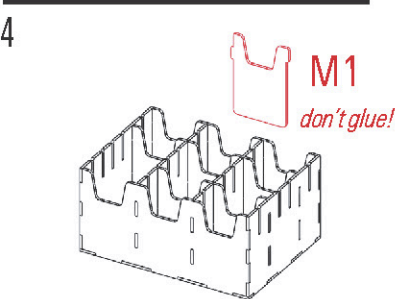
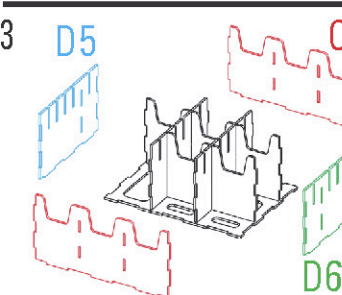

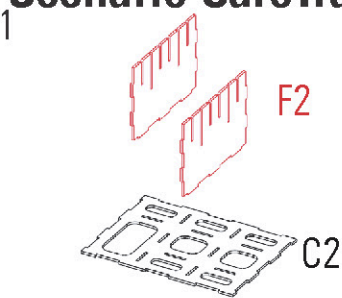
Required parts: **A3, D2x3, D1x2, B7x2, L1**

Headline Card Tray

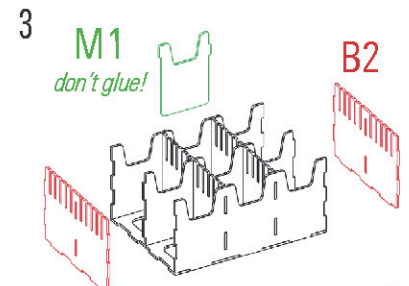
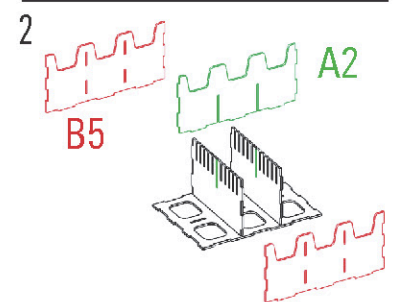


Required parts: **I2, I3x2, I4x2, I6**

Scenario CarcTray

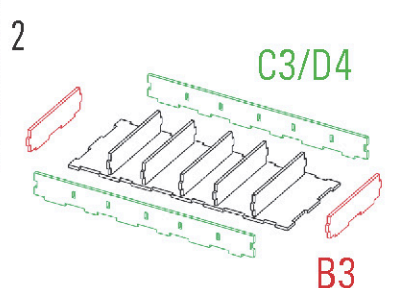
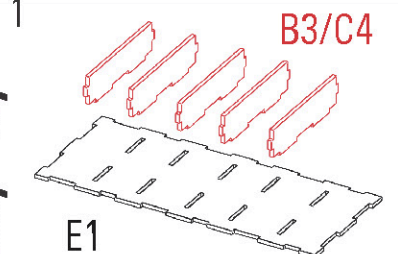


Required parts: **C2, F2x2, H6, F1, C1x2, D5, D6, M1**



Required parts: **A1, B1x2, B5x2, A2, B2x2, M1**

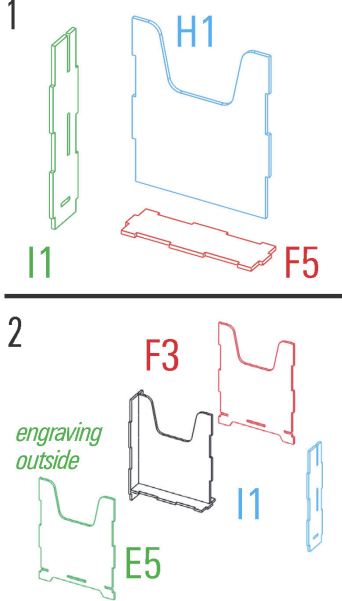
Health/Sanity Tray



Required parts: **E1, B3/C4x7, C3/D4**

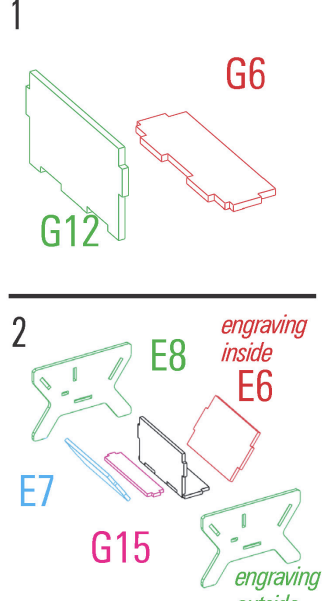
Box 2

Character Sheets



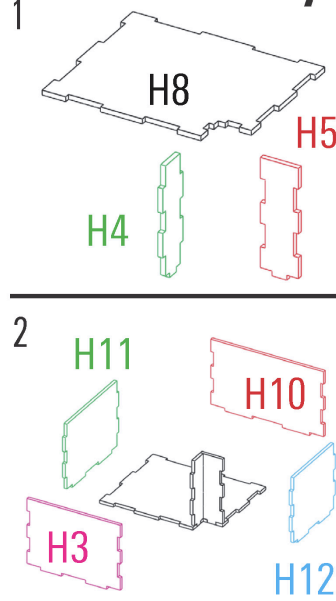
Required parts: **F5, H1, I1x2, F3/E5**

Clue Tokens



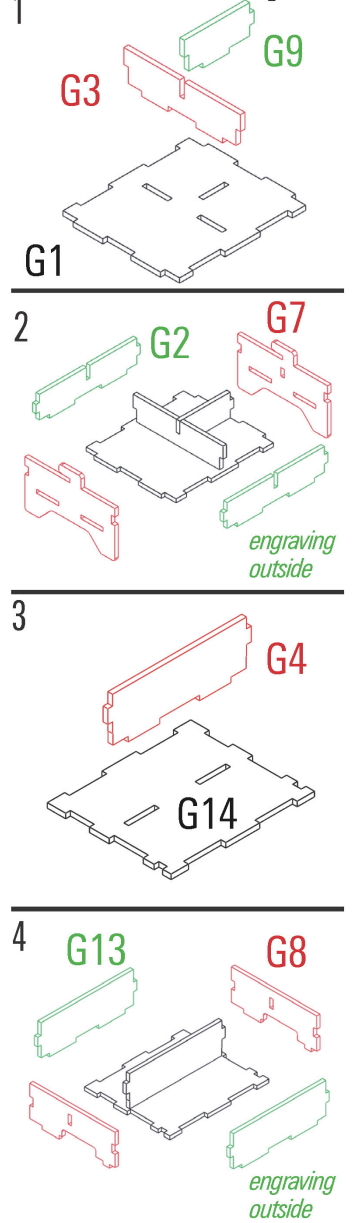
Required parts: **G12, G6, E8x2, E7, G15, E6**

Corner Tray



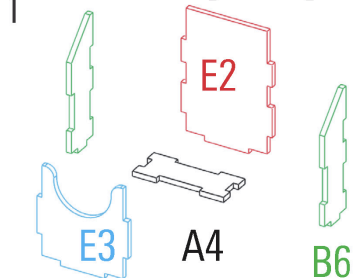
Required parts: **H8, H4, H5, H11, H10, H3, H12**

Token Tray



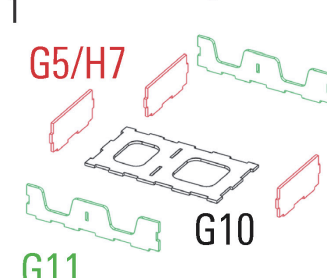
Required parts: **G1, G3, G9, G2x2, G7x2, G14, G4, G8x2, G13x2,**

Anomaly Tray



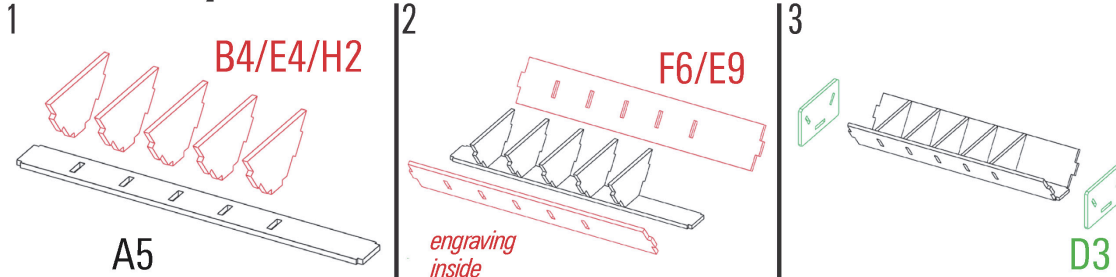
Required parts: **A4, E2, B6x2, E3**

Small Map Tiles




Required parts: **G10, G11x2, G5/H7**

Focus Tray

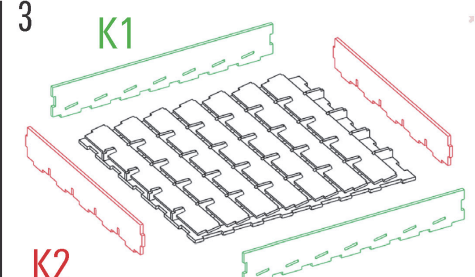


Required parts: **A5, B4/E4/H2x5, F6/E9, D3x2,**

Stadee Tray



Required parts: **K3, I5x4, N1x7, K1x2, K2x2,**



LASEROX

Laserox Design Ltd.
H-2092 Budakeszi
Tiefenweg way 39

