

Farmer's Organizers

Compatible with Agricola
(revised edition 2016)

and Agricola: Expansion for 5-6 Players

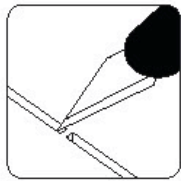
This product not is licensed, and is up for change at any time in the future.



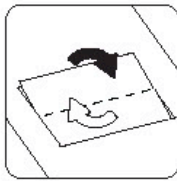
Assembly Guide



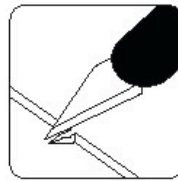
LASEROX



Use an exacto knife to cut the bits connecting the parts to the frame.

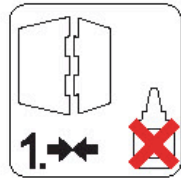


Remove the parts from the frame with a rotating motion along the axis formed by the bits you just cut.

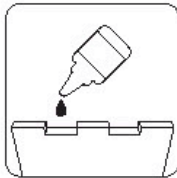


Use the exacto knife to remove any of the remaining connection bits.

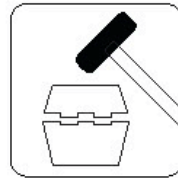
Use **wood glue** for assembly. Always dry fit the parts first to make sure the components are correct ones. If you encounter any issues, please contact us at info@laserox.net or our Facebook page at [facebook.com/laseroxinserts](https://www.facebook.com/laseroxinserts).



Always dry-fit the parts to together without any glue to make sure you are assembling the correct parts.



Use a drop of glue along the joints and hold it in place until the glue has sufficiently dried.

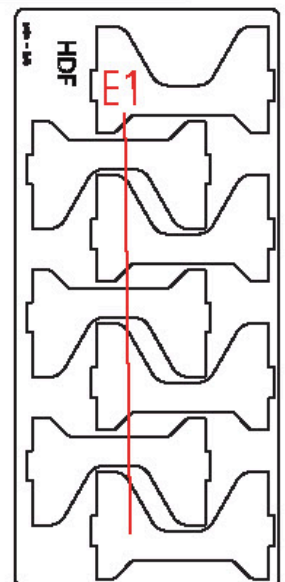
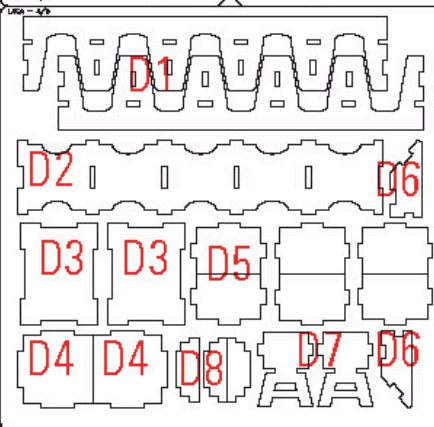
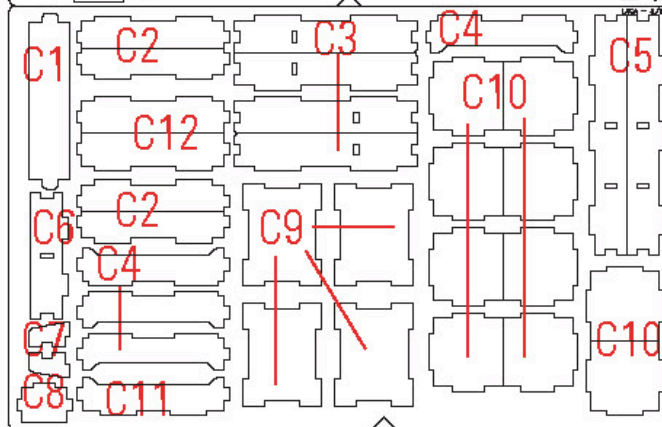
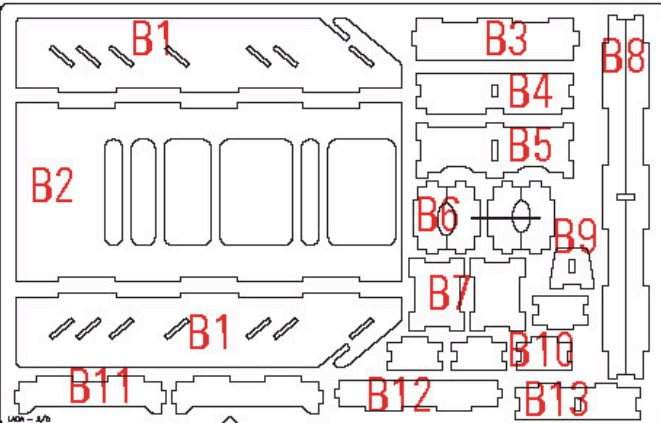
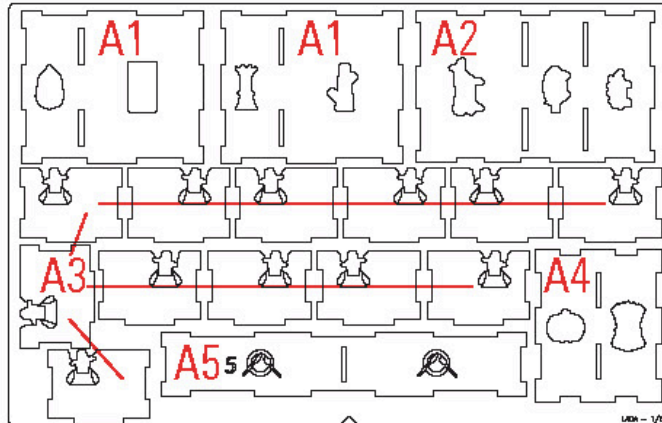


Press the parts together or use a hobby hammer with slight force for assembly.

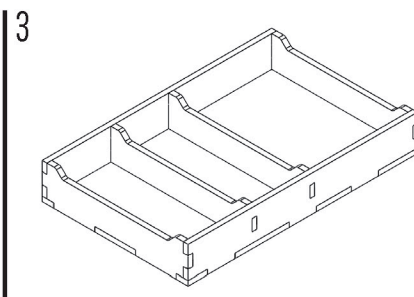
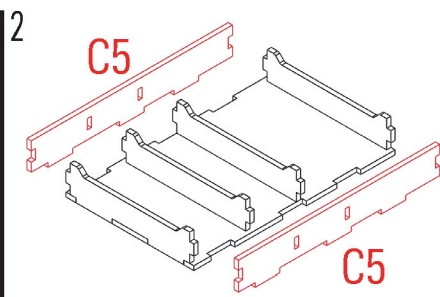
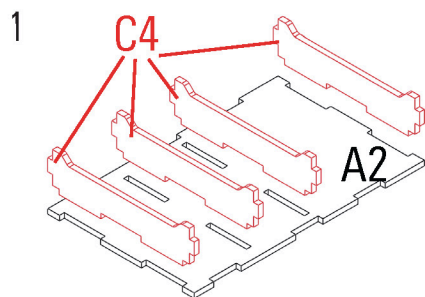


WARNING Choking hazard!
Not for children under 14 years.

Part numbers

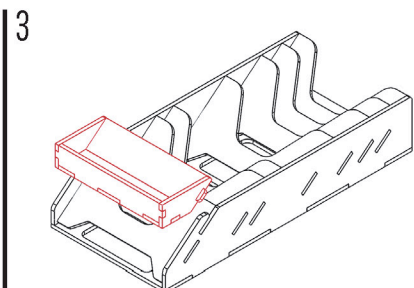
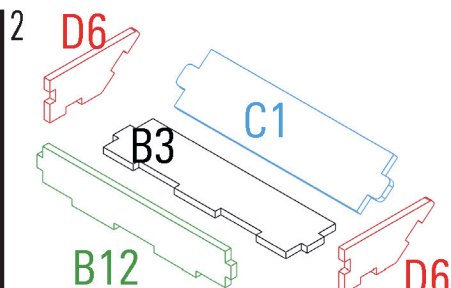
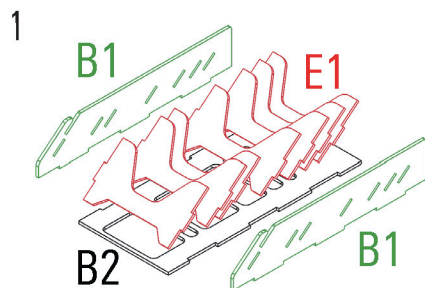


Animal holder



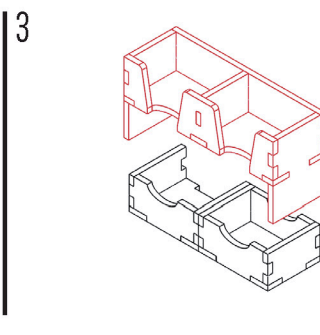
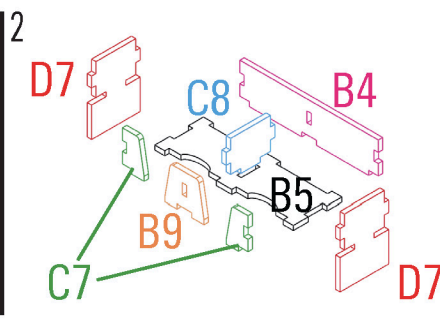
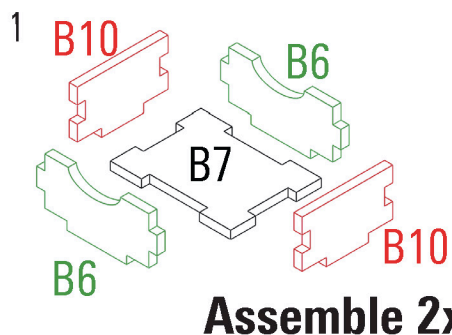
Required parts: **A2**, **C4**×4, **C5**×2

Card holder



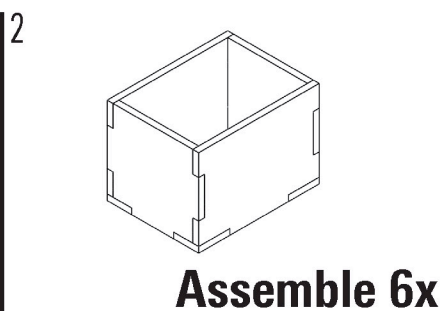
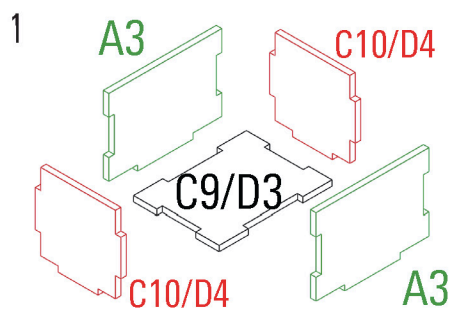
Required parts: **B1**×2, **B2**, **B3**, **B12**, **C1**, **D6**×2, **E1**×7

Extra resources



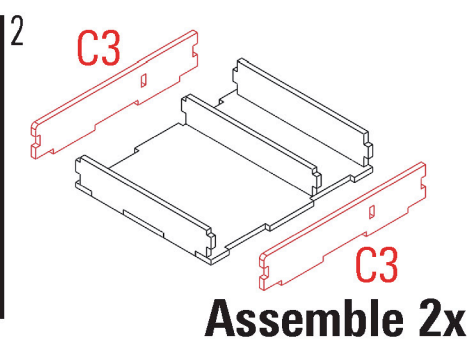
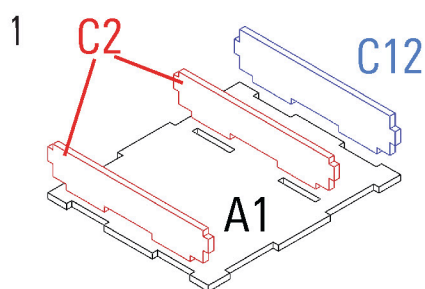
Required parts: **B5**, **B6**×4, **B7**×2, **B9**, **B10**×4, **B4**, **C7**×2, **C8**, **D7**×2

Player trays



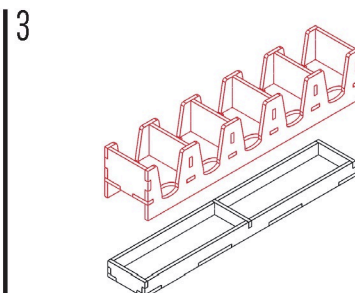
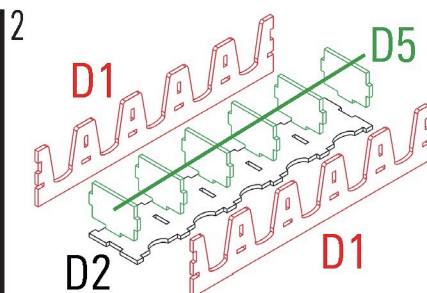
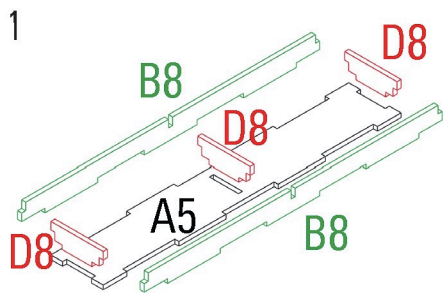
Required parts: **A3**×12, **C9**×4, **C10**×10, **D3**×2, **D4**×2

Building material



Required parts: **A1**×2, **C2**×4, **C3**×4, **C12**×2

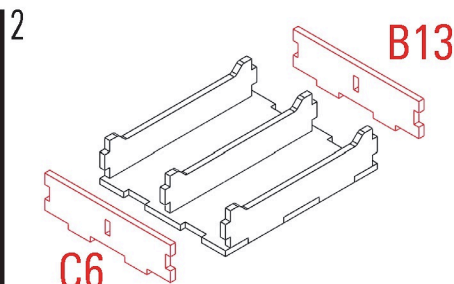
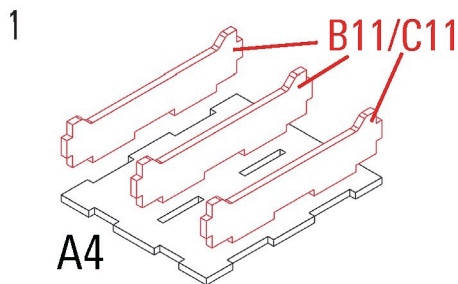
Room tokens



LACA II

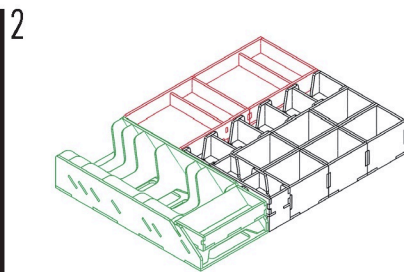
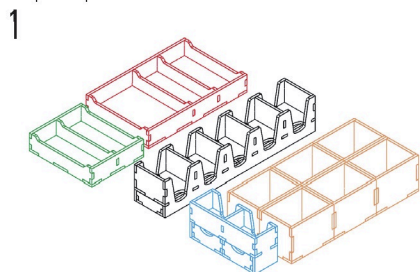
Required parts: **A5,B8x2,D1x2,D2,D5x6,D8x3**

Vegetables



Required parts: **A4,B11x2,B13,C6,C11**

Assembly



LASEROX



Laserox Design Ltd.
H-2092 Budakeszi
Tiefenweg way 39



Cofret de Tri

compatible with Caverna



Alpaca Storage

compatible with Altiplano

